

**WEST GENESEE
CENTRAL SCHOOL DISTRICT**

Camillus, New York

FINANCIAL REPORT

**For the Year Ended
June 30, 2020**



WEST GENESEE CENTRAL SCHOOL DISTRICT

TABLE OF CONTENTS

Independent Auditors' Report	1-3
Required Supplementary Information	
Management's Discussion and Analysis	4-4i
Basic Financial Statements	
District-Wide Financial Statements	
Statement of Net Position	5-5a
Statement of Activities	6
Governmental Fund Financial Statements	
Balance Sheet - Governmental Funds	7-7a
Reconciliation of Governmental Funds Balance Sheet to the	
Statement of Net Position	8
Statement of Revenues, Expenditures, and Changes in Fund Balance -	
Governmental Funds	9-9a
Reconciliation of Governmental Funds Statement of Revenues, Expenditures,	
and Changes in Fund Balance to the Statement of Activities	10
Statement of Fiduciary Net Position - Fiduciary Funds	11
Statement of Changes in Fiduciary Net Position - Fiduciary Fund	12
Notes to Financial Statements	13-47
<hr/>	
Required Supplementary Information	
Schedule of Revenues Compared to Budget (Non-U.S. GAAP) - General Fund	48
Schedule of Expenditures Compared to Budget (Non-U.S. GAAP) - General Fund	49-49a
Schedules of School District's Contributions - NYSLRS and NYSTRS Pension Plans	50-50a
Schedules of the School District's Proportionate Share of the Net Pension	
Asset/Liability	51-51a
Schedule of Changes in the School District's Total OPEB Liability and Related Ratios	52-52a
Notes to Required Supplementary Information	53-56
Supplementary Financial Information	
Schedules of Change from Adopted Budget to Final Budget and	
the Real Property Tax Limit	57
Schedule of Project Expenditures - Capital Projects Fund	58-58a
Schedule of Net Investment in Capital Assets	59

WEST GENESEE CENTRAL SCHOOL DISTRICT

TABLE OF CONTENTS

Report Required Under Government Auditing Standards	
Independent Auditors' Report on Internal Control Over Financial Reporting and on Compliance and Other Matters Based on an Audit of Financial Statements Performed in Accordance with <i>Government Auditing Standards</i>	60-61
Reports Required Under the Single Audit Act (Uniform Guidance)	
Independent Auditors' Report on Compliance For Each Major Federal Program and Report on Internal Control over Compliance Required by Uniform Guidance	62-63
Schedule of Expenditures of Federal Awards	64
Notes to Schedule of Expenditures of Federal Awards	65
Schedule of Findings and Questioned Costs	66

INDEPENDENT AUDITORS' REPORT

Board of Education
West Genesee Central School District
Camillus, New York

Report on the Financial Statements

We have audited the accompanying financial statements of the governmental activities, each major fund, and the aggregate remaining fund information of West Genesee Central School District (the School District) as of and for the year ended June 30, 2020, and the related notes to the financial statements, which collectively comprise the School District's basic financial statements as listed in the table of contents.

Management's Responsibility for the Financial Statements

Management is responsible for the preparation and fair presentation of these financial statements in accordance with accounting principles generally accepted in the United States of America; this includes the design, implementation, and maintenance of internal control relevant to the preparation and fair presentation of financial statements that are free from material misstatement, whether due to fraud or error.

Auditors' Responsibility

Our responsibility is to express opinions on these financial statements based on our audit. We conducted our audit in accordance with auditing standards generally accepted in the United States of America and the standards applicable to financial audits contained in *Government Auditing Standards*, issued by the Comptroller General of the United States. Those standards require that we plan and perform the audit to obtain reasonable assurance about whether the financial statements are free of material misstatement.

An audit involves performing procedures to obtain audit evidence about the amounts and disclosures in the financial statements. The procedures selected depend on the auditors' judgment, including the assessment of the risks of material misstatement of the financial statements, whether due to fraud or error. In making those risk assessments, the auditor considers internal control relevant to the entity's preparation and fair presentation of the financial statements in order to design audit procedures that are appropriate in the circumstances, but not for the purpose of expressing an opinion on the effectiveness of the entity's internal control. Accordingly, we express no such opinion. An audit also includes evaluating the appropriateness of accounting policies used and the reasonableness of significant accounting estimates made by management, as well as evaluating the overall presentation of the financial statements.

We believe that the audit evidence we have obtained is sufficient and appropriate to provide a basis for our audit opinions.

Opinions

In our opinion, the financial statements referred to above present fairly, in all material respects, the respective financial position of the governmental activities, each major fund, and the aggregate remaining fund information of the School District, as of June 30, 2020, and the respective changes in financial position thereof for the year then ended in accordance with accounting principles generally accepted in the United States of America.

Other Matters

Required Supplementary Information

Accounting principles generally accepted in the United States of America require that the Management's Discussion and Analysis, budgetary comparison information, the Schedules of School District's Contributions - NYSLRS and NYSTRS Pension Plans, the Schedules of the School District's Proportionate Share of the Net Pension Asset/Liability, the Schedule of Changes in the School District's Total OPEB Liability and Related Ratios, and related notes on pages 4-4i and 48-56 be presented to supplement the basic financial statements. Such information, although not a part of the basic financial statements, is required by the Governmental Accounting Standards Board, who considers it to be an essential part of financial reporting for placing the basic financial statements in an appropriate operational, economic, or historical context. We have applied certain limited procedures to the required supplementary information in accordance with auditing standards generally accepted in the United States of America, which consisted of inquiries of management about the methods of preparing the information and comparing the information for consistency with management's responses to our inquiries, the basic financial statements, and other knowledge we obtained during our audit of the basic financial statements. We do not express an opinion or provide any assurance on the information because the limited procedures do not provide us with sufficient evidence to express an opinion or provide any assurance.

Other Information

Our audit was conducted for the purpose of forming opinions on the financial statements that collectively comprise the School District's basic financial statements. The Schedule of Change from Adopted Budget to Final Budget and the Real Property Tax Limit, Schedules of Project Expenditures - Capital Projects Fund, and Schedule of Net Investment in Capital Assets (supplementary information) on pages 57-59 is presented for purposes of additional analysis and is not a required part of the basic financial statements. The Schedule of Expenditures of Federal Awards is presented for purposes of additional analysis as required by Title 2 U.S. *Code of Federal Regulations* (CFR) Part 200, *Uniform Administrative Requirements, Cost Principles, and Audit Requirements for Federal Awards*, and is also not a required part of the financial statements.

The supplementary information and the Schedule of Expenditures of Federal Awards are the responsibility of management and were derived from and relate directly to the underlying accounting and other records used to prepare the financial statements. Such information has been subjected to the auditing procedures applied in the audit of the financial statements and certain additional procedures, including comparing and reconciling such information directly to the underlying accounting and other records used to prepare the financial statements or to the financial statements themselves, and other additional procedures in accordance with auditing standards generally accepted in the United States of America. In our opinion, the supplementary information and the Schedule of Expenditures of Federal Awards are fairly stated in all material respects in relation to the financial statements as a whole.

Other Reporting Required by Government Auditing Standards

In accordance with *Government Auditing Standards*, we have also issued our report dated September 24, 2020 on our consideration of the School District's internal control over financial reporting and our tests of its compliance with certain provisions of laws, regulations, contracts, and grant agreements and other matters. The purpose of that report is to describe the scope of our testing of internal control over financial reporting and compliance and the results of that testing and not to provide an opinion on the internal control over financial reporting or on compliance. That report is an integral part of an audit performed in accordance with *Government Auditing Standards* in considering School District's internal control over financial reporting and compliance.

Respectfully submitted,



Insero & Co. CPAs, LLP
Certified Public Accountants

Ithaca, New York
September 24, 2020

WEST GENESEE CENTRAL SCHOOL DISTRICT

MANAGEMENT'S DISCUSSION AND ANALYSIS JUNE 30, 2020

The following is a discussion and analysis of West Genesee Central School District's (the School District) financial performance for the fiscal year ended June 30, 2020. This section is a summary of the School District's financial activities based on currently known facts, decisions, or conditions. It is also based on both the District-wide and fund-based financial statements. The results of the current year are discussed in comparison with the prior year, with an emphasis placed on the current year. The Management's Discussion and Analysis (MD&A) section is only an introduction and should be read in conjunction with the School District's financial statements, which immediately follow this section.

FINANCIAL HIGHLIGHTS

- The Statement of Net Position reflects a total net position of \$17,440,270 at June 30, 2020. This decreased from a total net position of \$23,057,252 at June 30, 2019.
- The Statement of Activities shows the School District's expenses exceeding its revenues by \$5,616,982 at June 30, 2020. This compares to expenses exceeding revenues by \$2,439,701 at June 30, 2019.
- The General Fund budgeted expenditures, including carry-over encumbrances, were underspent by \$704,369.
- Capital asset additions during 2020 amounted to \$2,870,889. Depreciation expense totaled \$3,936,784.
- Indebtedness of the School District at June 30, 2020, in the amount of \$40,461,568, decreased \$2,938,307 from \$43,399,875 in 2019.
- Total fund balance in the General Fund, including reserves, was \$12,979,652 at June 30, 2020. Restricted fund balance of \$6,432,386 consisted of General Fund restricted reserves; assigned fund balance of \$2,859,505 consisted of encumbrances of \$1,459,505 and appropriations to support the 2020-2021 budget of \$1,400,000; and unassigned fund balance of \$3,687,761 is below the maximum limit (4% of the 2020-2021, appropriations) permitted under New York State Real Property Tax Law.

OVERVIEW OF THE FINANCIAL STATEMENTS

This annual report consists of three parts: MD&A (this section), the basic financial statements, and supplementary information (both required and not required). The basic financial statements include two kinds of statements that present different views of the School District.

- The first two statements are District-wide financial statements that provide both short-term and long-term information about the School District's overall financial status.

WEST GENESEE CENTRAL SCHOOL DISTRICT

MANAGEMENT'S DISCUSSION AND ANALYSIS JUNE 30, 2020

- The remaining statements are Governmental Fund financial statements that focus on individual parts of the School District, reporting the School District's operations in greater detail than the District-wide financial statements. The Governmental Fund financial statements concentrate on the School District's most significant funds.

The financial statements also include notes that explain some of the information in the statements and provide more detailed data. The statements are followed by a section of required supplementary information that further explains and supports the financial statements with a comparison of the School District's budget for the year, a Schedule of Changes in the District's Total OPEB Liability and Related Ratios related to the School District's unfunded actuarial liability for postemployment benefits, and information related to the School District's pension obligations.

District-Wide Financial Statements

The District-wide financial statements report information about the School District as a whole using accounting methods similar to those used by private-sector companies. The Statement of Net Position includes all of the School District's assets, deferred outflows, liabilities, and deferred inflows. All of the current year's revenues and expenses are accounted for in the Statement of Activities regardless of when cash is received or paid.

The two District-wide financial statements report the School District's net position and how it has changed. Net position (the difference between the School District's assets, deferred outflows of resources, deferred inflows of resources, and liabilities) is one way to measure the School District's financial health or position. Over time, increases or decreases in the School District's net position are an indicator of whether its financial position is improving or deteriorating, respectively.

To assess the School District's overall health, one needs to consider additional nonfinancial factors such as changes in the School District's property tax base and the condition of school buildings and other facilities.

In the District-wide financial statements, the School District's activities are shown as Governmental Activities. Most of the School District's basic services are included here, such as regular and special education, transportation, and administration. Property taxes and state formula aid finance most of these activities.

Governmental Fund Financial Statements

The Governmental Fund financial statements provide more detailed information about the School District's funds, focusing on its most significant or "Major" Funds, not on the School District as a whole. Funds are accounting devices the School District uses to keep track of specific sources of funding and spending on particular programs. The School District has two kinds of funds, which are described below.

WEST GENESEE CENTRAL SCHOOL DISTRICT

MANAGEMENT'S DISCUSSION AND ANALYSIS JUNE 30, 2020

- **Governmental Funds:** Most of the School District's basic services are included in Governmental Funds, which generally focus on (1) how cash and other financial assets that can readily be converted to cash flow in and out, and (2) the balances left at year end that are available for spending. Consequently, the Governmental Funds statements provide a detailed short-term view that helps one determine whether there are more or fewer financial resources that can be spent in the near future to finance the School District's programs. Because this information does not encompass the additional long-term focus of the District-wide financial statements, additional information following the Governmental Funds statements explains the relationship (or differences) between them.
- **Fiduciary Funds:** The School District is the trustee, or fiduciary, for assets that belong to others, such as the Scholarship Fund and the Student Activities Funds. The School District is responsible for ensuring that the assets reported in these funds are used only for their intended purposes and by those to whom the assets belong. The School District excludes these activities from the District-wide financial statements because it cannot use these assets to finance its operations.

FINANCIAL ANALYSIS OF THE SCHOOL DISTRICT AS A WHOLE

The analysis below focuses on the net position (*Figure 1*) and changes in net position (*Figure 2*) of the School District's Governmental Activities.

Figure 1

<i>Condensed Statement of Net Position</i>	<i>Governmental Activities and Total School District</i>		<i>Total Dollar Change</i>
	<i>2019</i>	<i>2020</i>	<i>2019 - 2020</i>
<i>Current Assets</i>	\$ 17,393,051	\$ 17,345,994	\$ (47,057)
<i>Noncurrent Assets</i>	10,192,685	12,229,387	2,036,702
<i>Capital Assets, Net</i>	68,364,674	66,609,917	(1,754,757)
<i>Total Assets</i>	95,950,410	96,185,298	234,888
<i>Deferred Charges on Defeased Debt</i>	340,813	195,833	(144,980)
<i>Pensions</i>	22,438,071	23,614,131	1,176,060
<i>Other Postemployment Benefits</i>	1,115,633	2,182,286	1,066,653
<i>Total Deferred Outflows of Resources</i>	23,894,517	25,992,250	2,097,733
<i>Current Liabilities</i>	20,499,573	22,237,958	1,738,385
<i>Noncurrent Liabilities</i>	68,759,162	72,673,810	3,914,648
<i>Total Liabilities</i>	89,258,735	94,911,768	5,653,033
<i>Pensions</i>	6,088,860	8,613,832	2,524,972
<i>Other Postemployment Benefits</i>	1,440,080	1,211,678	(228,402)
<i>Total Deferred Inflows of Resources</i>	7,528,940	9,825,510	2,296,570
<i>Net Investment in Capital Assets</i>	30,030,926	32,748,380	2,717,454
<i>Restricted</i>	6,473,093	6,557,898	84,805
<i>Unrestricted (Deficit)</i>	(13,446,767)	(21,866,008)	(8,419,241)
<i>Total Net Position</i>	\$ 23,057,252	\$ 17,440,270	\$ (5,616,982)

WEST GENESEE CENTRAL SCHOOL DISTRICT

MANAGEMENT'S DISCUSSION AND ANALYSIS JUNE 30, 2020

Total assets increased .24%. This increase is primarily the result of increases in cash and cash equivalents as well as an increase in the School District's proportionate share of the NYSTRS net pension asset.

Deferred outflows of resources and deferred inflows of resources increased 8.78% and 30.50%, respectively. These increases are the result of changes in actuarial assumptions related to the NYSTRS and NYSLRS pension plans, as well as changes in actuarial assumptions for the School District's Other Postemployment Benefits (OPEB) Plan.

Total liabilities increased 6.33%. This increase is primarily due to the issuance of short-term debt and an increase in the School District's OPEB and compensated absences liability offset by payments on long-term debt.

The School District experienced an increase in net investment in capital assets, as debt payments exceeded the decrease in the value of capital assets. Restricted net position increased 1.31%, primarily due to lesser appropriations than additions to General Fund reserves. Finally, unrestricted deficit increased based on expenses exceeding revenue.

The analysis in *Figure 2* considers the operations of the School District's activities.

Figure 2

Changes in Net Position	Governmental Activities and Total School District		Total Dollar Change
	2019	2020	2019-2020
REVENUES			
<i>Program Revenues:</i>			
<i>Charges for Services</i>	\$ 2,311,426	\$ 1,687,987	\$ (623,439)
<i>Operating Grants</i>	3,436,230	4,846,046	1,409,816
<i>Capital Grants</i>	55,787	4,178	(51,609)
<i>General Revenues:</i>			
<i>Real Property Taxes</i>	40,764,308	42,561,131	1,796,823
<i>Other Taxes</i>	8,755,188	8,320,244	(434,944)
<i>State Sources</i>	33,980,413	35,242,890	1,262,477
<i>Use of Money and Property</i>	387,885	306,931	(80,954)
<i>Other General Revenues</i>	1,042,149	909,044	(133,105)
Total Revenues	\$ 90,733,386	\$ 93,878,451	\$ 3,145,065
PROGRAM EXPENSES			
<i>General Support</i>	\$ 10,229,374	\$ 10,750,316	\$ 520,942
<i>Instruction</i>	70,509,015	76,299,904	5,790,889
<i>Pupil Transportation</i>	9,178,844	9,291,699	112,855
<i>School Lunch Program</i>	2,038,322	2,043,730	5,408
<i>Interest on Debt</i>	1,217,532	1,109,784	(107,748)
Total Expenses	\$ 93,173,087	\$ 99,495,433	\$ 6,322,346
CHANGE IN NET POSITION	\$ (2,439,701)	\$ (5,616,982)	\$ (3,177,281)

WEST GENESEE CENTRAL SCHOOL DISTRICT

MANAGEMENT'S DISCUSSION AND ANALYSIS JUNE 30, 2020

Total revenues for the School District's Governmental Activities increased by 3.47%, while total expenses increased by 6.79%. The increase in revenue is due to an increase in the voter-approved tax levy of \$1,796,823 in addition to increases in operating grants and State sources. The change in total expenses is primarily due to large increases in pension expense compared to the expense recorded in the prior year.

Figures 3 and 4 show the sources of revenue for 2020 and 2019.

Figure 3

Sources of Revenue for 2020

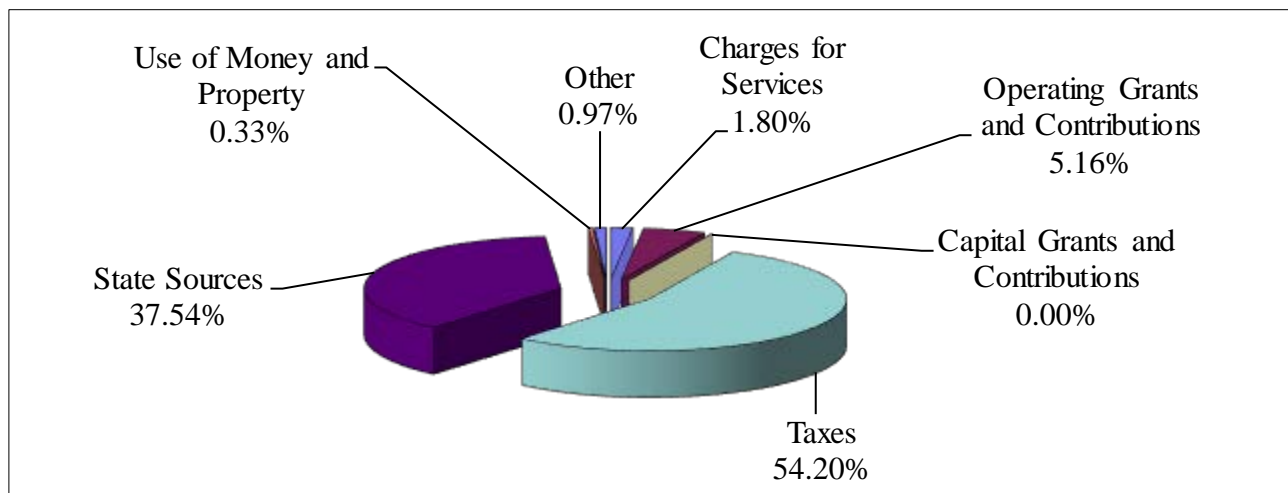
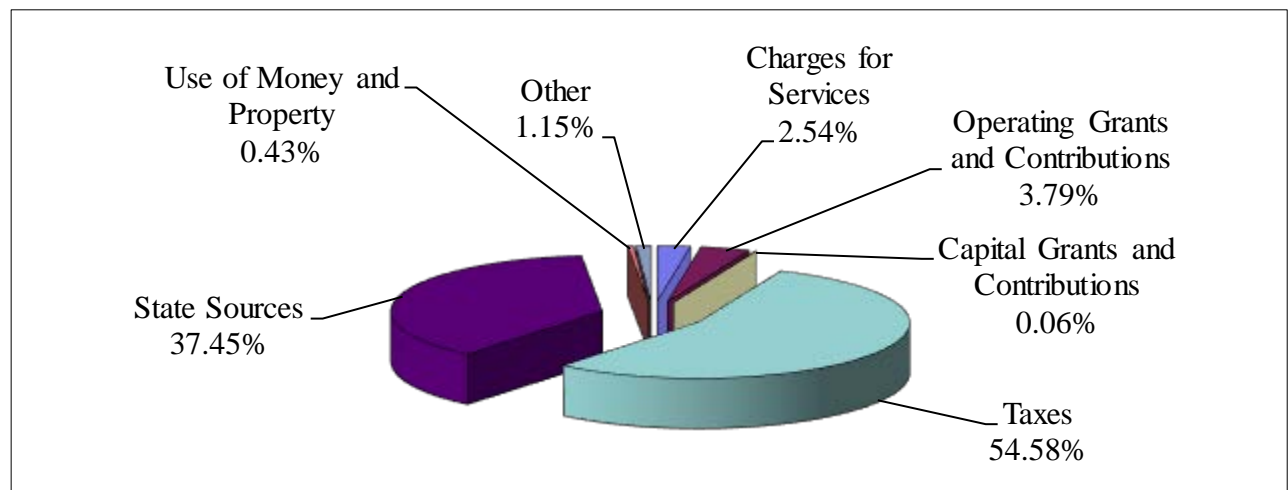


Figure 4

Sources of Revenue for 2019



WEST GENESEE CENTRAL SCHOOL DISTRICT

MANAGEMENT'S DISCUSSION AND ANALYSIS JUNE 30, 2020

Figures 5 and 6 present the cost for each of the School District's programs for 2020 and 2019.

Figure 5

Cost of Programs for 2020

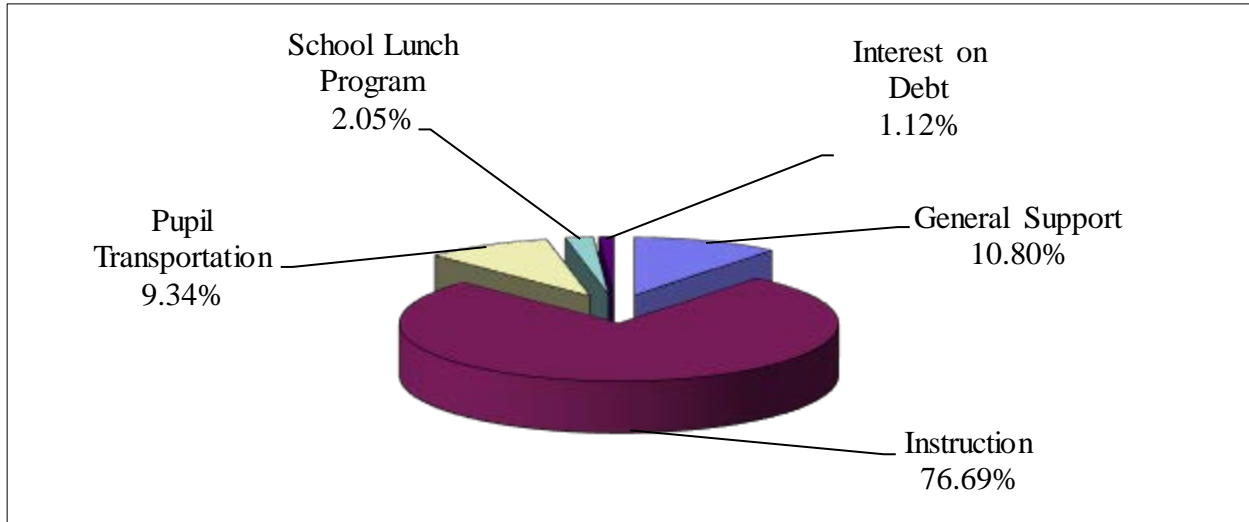
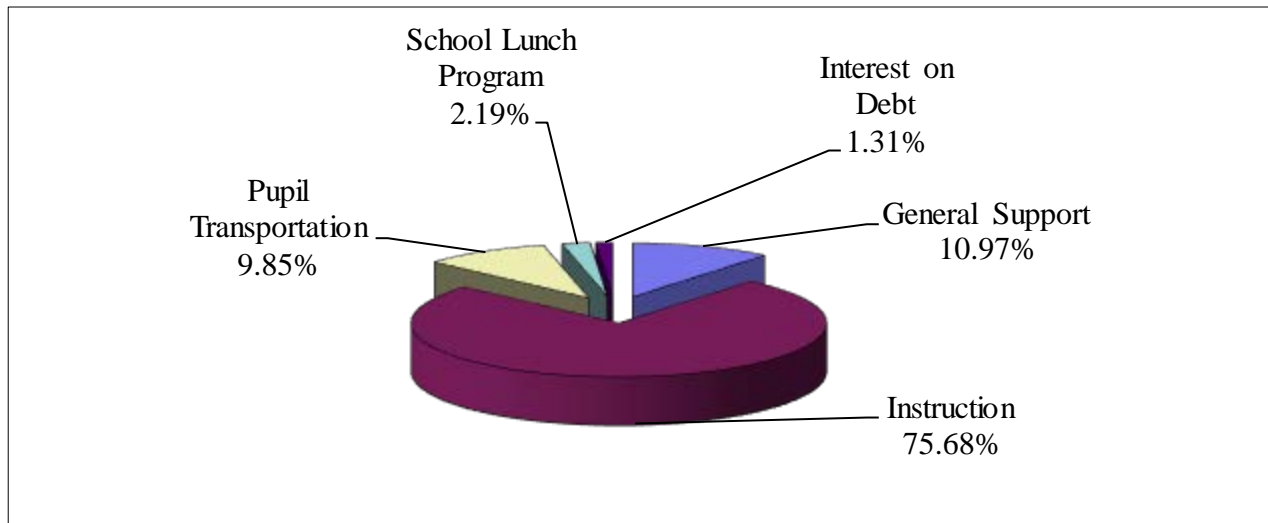


Figure 6

Cost of Programs for 2019



FINANCIAL ANALYSIS OF THE SCHOOL DISTRICT'S FUNDS

Figure 7 shows the changes in fund balance for the year for the School District's Major Funds. As the School District completed the year, total fund balance decreased 15.75%.

WEST GENESEE CENTRAL SCHOOL DISTRICT

MANAGEMENT'S DISCUSSION AND ANALYSIS JUNE 30, 2020

Figure 7

<i>Governmental Fund Balances</i>	<i>2019</i>	<i>2020</i>	<i>Total Dollar Change 2019 - 2020</i>
<i>General Fund</i>	\$ 12,941,155	\$ 12,979,652	\$ 38,497
<i>School Lunch Fund</i>	255,091	161,257	(93,834)
<i>Capital Projects Fund - Buses</i>	(3,828,933)	(4,041,440)	(212,507)
<i>Capital Projects Fund - Construction</i>	(689,563)	(1,788,107)	(1,098,544)
<i>Total Governmental Funds</i>	\$ 8,677,750	\$ 7,311,362	\$ (1,366,388)

GENERAL FUND BUDGETARY HIGHLIGHTS

Over the course of the year, the School District revised the budget several times. These budget amendments consisted of budget transfers between functions and budget revisions as noted in the footnotes to required supplementary information. Actual charges to appropriations (expenditures and encumbrances) were below the final budget amounts, and actual revenues exceeded budgeted amounts as shown below.

Figure 8 summarizes the original and final budgets, the actual expenditures (including encumbrances), and the variances for the year ended June 30, 2020.

Figure 8

<i>Condensed Budgetary Comparison General Fund - 2020</i>	<i>Original Budget</i>	<i>Revised Budget</i>	<i>Actual w/ Encumbrances</i>	<i>Favorable (Unfavorable) Variance</i>
<i>REVENUES</i>				
<i>Real Property Taxes</i>	\$ 41,943,425	\$ 41,943,425	\$ 42,561,131	\$ 617,706
<i>Other Tax Items</i>	8,891,295	8,891,296	8,320,244	(571,052)
<i>State Sources</i>	36,456,065	36,606,065	37,045,497	439,432
<i>Federal Sources</i>	325,000	325,000	375,124	50,124
<i>Other, Including Financing Sources</i>	1,471,150	1,502,249	2,080,537	578,288
<i>Total Revenues and Other Financing Sources</i>	\$ 89,086,935	\$ 89,268,035	\$ 90,382,533	\$ 1,114,498
<i>Appropriated Fund Balances and Encumbrances</i>	\$ 3,122,087	\$ 3,239,875		
<i>EXPENDITURES</i>				
<i>General Support</i>	\$ 7,308,073	\$ 7,826,655	\$ 7,690,211	\$ 136,444
<i>Instruction</i>	52,449,261	52,481,526	51,956,480	525,046
<i>Pupil Transportation</i>	5,878,775	5,357,912	5,325,716	32,196
<i>Employee Benefits</i>	19,153,763	19,398,181	19,387,508	10,673
<i>Debt Service</i>	7,344,150	7,274,854	7,274,848	6
<i>Other Financing Uses</i>	75,000	168,782	168,778	4
<i>Total Expenditures and Other Financing (Uses)</i>	\$ 92,209,022	\$ 92,507,910	\$ 91,803,541	\$ 704,369

WEST GENESEE CENTRAL SCHOOL DISTRICT

MANAGEMENT'S DISCUSSION AND ANALYSIS JUNE 30, 2020

CAPITAL ASSETS AND DEBT ADMINISTRATION

Capital Assets

At June 30, 2020, the School District had invested in a broad range of capital assets totaling \$138,851,244 offset by accumulated depreciation of \$68,642,208. *Figure 9* shows the changes in the School District's capital assets.

Figure 9

<i>Changes in Capital Assets</i>	<i>2019</i>	<i>2020</i>	<i>Total Dollar Change 2019-2020</i>
<i>Land</i>	\$ 941,810	\$ 941,810	\$ -
<i>Construction in Progress</i>	889,346	1,341,878	452,532
<i>Buildings, Net</i>	58,775,185	56,653,702	(2,121,483)
<i>Improvements, Net</i>	646,911	534,210	(112,701)
<i>Furniture and Equipment, Net</i>	7,111,422	7,138,317	26,895
<i>Total</i>	\$ 68,364,674	\$ 66,609,917	\$ (1,754,757)

Capital asset activity for the year ended June 30, 2020 included the following:

Construction in Progress	\$ 1,067,365
Furniture and Equipment	1,803,524
Total Additions	<u>2,870,889</u>
Less Net of Reclassed Items	(498,039)
Less Net Book Value of Disposed Equipment	(190,823)
Less Depreciation Expense	<u>(3,936,784)</u>
Net Decrease in Capital Assets	<u><u>\$ (1,754,757)</u></u>

WEST GENESEE CENTRAL SCHOOL DISTRICT

MANAGEMENT'S DISCUSSION AND ANALYSIS JUNE 30, 2020

Debt Administration

Figure 10 shows the changes in the School District's outstanding debt. Total indebtedness represented 17.0% of the constitutional debt limit, exclusive of building aid estimates.

Figure 10

<i>Outstanding Debt</i>	<i>Governmental Activities and Total School District</i>		<i>Total Dollar Change</i>
	<i>2019</i>	<i>2020</i>	<i>2019-2020</i>
<i>RANs</i>	\$ 4,000,000	\$ 6,000,000	\$ 2,000,000
<i>BANs</i>	5,850,815	6,041,440	190,625
<i>Installment Purchase Debt</i>	939,000	785,000	(154,000)
<i>Serial Bonds</i>	32,610,060	27,635,128	(4,974,932)
<i>Total</i>	\$ 43,399,875	\$ 40,461,568	\$ (2,938,307)

Additional information on the maturities and terms of the School District's outstanding debt can be found in the notes to these financial statements.

The School District's bond rating is AAA, which did not change from the prior year.

FACTORS BEARING ON THE SCHOOL DISTRICT'S FUTURE

- The School District continues to work through significant changes in state and federal funding methodologies. The School District has also seen a reduction in sales tax revenues received from Onondaga County. In the face of these challenges, including the tax cap legislation, the School District will continue to focus on providing the best educational and extracurricular programs possible. The School District retains the expectation to exceed New York State academic achievement standards. As a result of these expectations, each graduating class since 1994 has performed at a very high level. The class of 2020 had 96% of graduates receive a Regents Diploma and an overall completion rate of 96%.

WEST GENESEE CENTRAL SCHOOL DISTRICT

MANAGEMENT'S DISCUSSION AND ANALYSIS JUNE 30, 2020

- As shown below, the School District's enrollment has seen a moderate decline, which appears to be stabilizing. In reviewing enrollment projections, student enrollment will stabilize over the next several years. The School District completed a comprehensive census during the 2008-2009 school year. The results of this census are being used to guide direction of future facility additions and renovations.

<u>Year</u>	<u>Enrollment</u>
2006-07	5,175
2007-08	5,184
2008-09	5,103
2009-10	5,000
2010-11	4,939
2011-12	4,794
2012-13	4,779
2013-14	4,787
2014-15	4,721
2015-16	4,632
2016-17	4,584
2017-18	4,524
2018-19	4,507
2019-20	4,519
2020-21	4,371

- School District management continues to monitor its enrollment and complete long-range budget planning. This planning will play an essential role in evaluating the potential and timing of offering a Pre-K program in future years. This has been placed on hold until state funding becomes available.
- Residential and commercial development is ongoing within the School District's boundaries. This will have a positive economic impact moving forward.
- The impacts on businesses and reopening of businesses due to COVID-19 will be monitored closely.
- State Aid will be monitored closely due to discussions of potential reductions due to COVID-19 revenue shortfalls experienced by New York State.

CONTACTING THE SCHOOL DISTRICT'S FINANCIAL MANAGEMENT

This financial report is designed to provide the School District's citizens, taxpayers, customers, investors, and creditors with a general overview of the School District's finances and to demonstrate the School District's accountability for the money it receives. If you have questions about this report or need additional financial information, contact the Business Office, West Genesee Central School District, at 300 Sanderson Drive, Camillus, New York 13031-1655.

WEST GENESEE CENTRAL SCHOOL DISTRICT

STATEMENT OF NET POSITION

JUNE 30, 2020

ASSETS

Current Assets

Cash - Unrestricted	\$ 13,742,130
Cash - Restricted	423,918
Receivables:	
State and Federal Aid	1,683,485
Due From Other Governments	1,338,323
Other	122,393
Inventories	35,745
Total Current Assets	17,345,994

Noncurrent Assets

Restricted Cash	6,432,386
Net Pension Asset - Proportionate Share	5,797,001
Capital Assets, Net:	
Nondepreciable Capital Assets	2,283,688
Depreciable Capital Assets, Net	64,326,229
Total Noncurrent Assets	78,839,304

Total Assets	96,185,298
---------------------	-------------------

DEFERRED OUTFLOWS OF RESOURCES

Deferred Charges On Defeased Debt	195,833
Other Postemployment Benefits	2,182,286
Pensions	23,614,131
Total Deferred Outflows of Resources	25,992,250

LIABILITIES

Current Liabilities

Payables:	
Accounts Payable	169,115
Accrued Liabilities	85,909
Due To Other Governments	40,843
Bond Interest And Matured Bonds	284,229
Revenue Anticipation Notes Payable	6,000,000
Bond Anticipation Notes Payable	6,041,440
Other Current Liabilities	30,381
Due To Teachers' Retirement System	3,656,437
Due To Employees' Retirement System	380,117
Current Portion Of Long-Term Liabilities:	
Compensated Absences	258,555
Bonds Payable	5,129,932
Installment Purchase Debt Payable	161,000
Total Current Liabilities	22,237,958

See Notes to Basic Financial Statements

STATEMENT OF NET POSITION (Continued)
JUNE 30, 2020

LIABILITIES (CONTINUED)

Noncurrent Liabilities

Bonds Payable	\$ 22,505,196
Installment Purchase Debt Payable	<u>624,000</u>
Compensated Absences Payable	<u>10,811,684</u>
Other Postemployment Benefits Liability	<u>31,059,503</u>
Net Pension Liability - Proportionate Share	<u>7,673,427</u>
Total Noncurrent Liabilities	<u><u>72,673,810</u></u>

Total Liabilities	<u>94,911,768</u>
--------------------------	-------------------

DEFERRED INFLOWS OF RESOURCES

Other Postemployment Benefits	<u>1,211,678</u>
Pensions	<u>8,613,832</u>

Total Deferred Inflows of Resources	<u>9,825,510</u>
--	------------------

NET POSITION

Net Investment in Capital Assets	<u>32,748,380</u>
Restricted	<u>6,557,898</u>
Unrestricted (Deficit)	<u>(21,866,008)</u>

Total Net Position	<u><u>\$ 17,440,270</u></u>
---------------------------	-----------------------------

WEST GENESEE CENTRAL SCHOOL DISTRICT

STATEMENT OF ACTIVITIES FOR THE YEAR ENDED JUNE 30, 2020

FUNCTIONS/PROGRAMS	Program Revenues			Net (Expense)	
	Expenses	Charges for Services	Operating Grants	Capital Grants	Revenue and Changes in Net Position
General Support	\$ 10,750,316	\$ 375,124	\$	\$	\$(10,375,192)
Instruction	76,299,904	670,220	3,749,703		(71,879,981)
Pupil Transportation	9,291,699			4,178	(9,287,521)
School Lunch Program	2,043,730	642,643	1,096,343		(304,744)
Interest on Debt	1,109,784				(1,109,784)
Total Functions and Programs	\$ 99,495,433	\$ 1,687,987	\$ 4,846,046	\$ 4,178	(92,957,222)

GENERAL REVENUES

Real Property Taxes	42,561,131
Real Property Tax Items	8,163,807
Nonproperty Taxes	156,437
Use of Money and Property	306,931
Unrestricted State Sources	35,242,890
Sale of Property and Compensation for Loss	66,920
Miscellaneous	842,124

Total General Revenues 87,340,240

Change in Net Position (5,616,982)

Total Net Position - Beginning of Year 23,057,252

Total Net Position - End of Year **\$ 17,440,270**

See Notes to Basic Financial Statements

WEST GENESEE CENTRAL SCHOOL DISTRICT

BALANCE SHEET - GOVERNMENTAL FUNDS

JUNE 30, 2020

	Major Funds		
	General Fund	Special Revenue Funds	
		Special Aid Fund	School Lunch Fund
ASSETS			
Cash - Unrestricted	\$13,528,512	\$ 116,901	\$ 96,717
Cash - Restricted	6,616,009		19,720
Receivables:			
Due From Other Funds	575,864		
State and Federal Aid	1,145,988	431,705	105,792
Due From Other Governments	1,338,323		
Other	122,393		
Inventories			35,745
Total Assets	<u>\$23,327,089</u>	<u>\$ 548,606</u>	<u>\$ 257,974</u>
LIABILITIES			
Payables:			
Accounts Payable	\$ 145,858	\$ 2,100	\$ 92
Accrued Liabilities	82,088		3,821
Due to Other Funds	43,561	544,686	
Due to Other Governments			40,843
Bond Interest and Matured Bonds Payable	62,776		
Other Liabilities		1,820	28,561
Revenue Anticipation Notes Payable	6,000,000		
Bond Anticipation Notes Payable			
Due to Teachers' Retirement System	3,656,437		
Due to Employees' Retirement System	356,717		23,400
Total Liabilities	<u>10,347,437</u>	<u>548,606</u>	<u>96,717</u>
FUND BALANCES			
Nonspendable			35,745
Restricted	6,432,386		125,512
Assigned	2,859,505		
Unassigned	3,687,761		
Total Fund Balances (Deficit)	<u>12,979,652</u>	<u>-</u>	<u>161,257</u>
Total Liabilities and Fund Balances	<u>\$23,327,089</u>	<u>\$ 548,606</u>	<u>\$ 257,974</u>

See Notes to Basic Financial Statements

Major Funds

Capital Projects Fund - Buses	Capital Projects Fund - Construction	Total Governmental Funds
\$	\$	\$ 13,742,130
	220,575	6,856,304
	43,561	619,425
		1,683,485
		1,338,323
		122,393
		35,745
\$ -	\$ 264,136	\$ 24,397,805
\$	\$ 21,065	\$ 169,115
		85,909
	31,178	619,425
		40,843
		62,776
		30,381
		6,000,000
4,041,440	2,000,000	6,041,440
		3,656,437
		380,117
4,041,440	2,052,243	17,086,443
		35,745
		6,557,898
		2,859,505
(4,041,440)	(1,788,107)	(2,141,786)
(4,041,440)	(1,788,107)	7,311,362
\$ -	\$ 264,136	\$ 24,397,805

WEST GENESEE CENTRAL SCHOOL DISTRICT

RECONCILIATION OF GOVERNMENTAL FUNDS BALANCE SHEET TO THE STATEMENT OF NET POSITION JUNE 30, 2020

Fund Balance - Total Governmental Funds **\$ 7,311,362**

Amounts reported for Governmental Activities in the Statement of Net Position are different because:

Capital assets, net of accumulated depreciation, used in Governmental Activities are not financial resources and, therefore, are not reported in the Governmental Funds.

Total Historical Cost	\$ 138,851,244	
Less Accumulated Depreciation	<u>(72,241,327)</u>	66,609,917

Long-term liabilities, including bonds payable and installment purchase debt are not due and payable in the current period and, therefore, are not reported in the funds.

Bonds Payable	\$ (27,635,128)	
Installment Purchase Debt Payable	<u>(785,000)</u>	(28,420,128)

Certain accrued obligations and expenses reported in the Statement of Net Position do not require the use of current financial resources and, therefore, are not reported in the Governmental Funds.

Accrued Interest on Long-term Debt	\$ (221,453)	
Compensated Absences Payable	(11,070,239)	
Other Postemployment Benefits Liability	<u>(31,059,503)</u>	(42,351,195)

The School District's proportionate share of the collective net pension asset/liability is not reported in the Governmental Funds.

ERS Net Pension Liability - Proportionate Share	\$ (7,673,427)	
TRS Net Pension Asset - Proportionate Share	<u>5,797,001</u>	(1,876,426)

Deferred outflows of resources represent a consumption of net position that applies to future periods and, therefore, is not reported in the Governmental Funds. Deferred inflows of resources represents an acquisition of net position that applies to future periods and, therefore, is not reported in the Governmental Funds.

Deferred Charges on Defeased Debt	\$ 195,833	
Other Postemployment Benefits Deferred Outflows of Resources	2,182,286	
ERS Deferred Outflows of Resources - Pension	5,251,109	
TRS Deferred Outflows of Resources - Pension	18,363,022	
Other Postemployment Benefits Deferred Inflows of Resources	(1,211,678)	
ERS Deferred Inflows of Resources - Pension	(187,883)	
TRS Deferred Inflows of Resources - Pension	<u>(8,425,949)</u>	<u>16,166,740</u>

Net Position of Governmental Activities **\$ 17,440,270**

See Notes to Basic Financial Statements

WEST GENESEE CENTRAL SCHOOL DISTRICT

STATEMENT OF REVENUES, EXPENDITURES AND CHANGES IN FUND BALANCE - GOVERNMENTAL FUNDS FOR THE YEAR ENDED JUNE 30, 2020

	Major Funds		
	General Fund	Special Revenue Funds	
		Special Aid Fund	School Lunch Fund
REVENUES			
Real Property Taxes	\$ 42,561,131	\$	\$
Real Property Tax Items	8,163,807		
Nonproperty Taxes	156,437		
Charges For Services	129,915		
Intergovernmental	540,305		
Use Of Money And Property	302,123		
Sale Of Property And Compensation For Loss	257,743		
Miscellaneous	819,273		22,851
State Sources	37,045,497	387,903	37,237
Medicaid Reimbursement	375,124		
Federal Sources		1,563,371	1,059,106
Sales - School Lunch			642,643
Total Revenues	<u>90,351,355</u>	<u>1,951,274</u>	<u>1,761,837</u>
EXPENDITURES			
General Support	6,620,928		
Instruction	51,575,173	1,729,482	814,754
Pupil Transportation	5,317,049	77,096	
Employee Benefits	19,387,260	230,338	317,615
Debt Service:			
Principal	5,829,815		
Interest	1,445,033		
Cost Of Sales			762,877
Capital Outlay			
Total Expenditures	<u>90,175,258</u>	<u>2,036,916</u>	<u>1,895,246</u>
Excess (Deficiency) of Revenues Over Expenditures	<u>176,097</u>	<u>(85,642)</u>	<u>(133,409)</u>
OTHER FINANCING SOURCES AND (USES)			
BANs Redeemed from Appropriations			
Operating Transfers In	31,178	85,642	39,575
Operating Transfers (Out)	(168,778)		
Total Other Sources (Uses)	<u>(137,600)</u>	<u>85,642</u>	<u>39,575</u>
Net Change in Fund Balances	38,497	-	(93,834)
Fund Balances (Deficit) - Beginning of Year	12,941,155	-	255,091
Fund Balances (Deficit) - End of Year	<u>\$ 12,979,652</u>	<u>\$ -</u>	<u>\$ 161,257</u>

See Notes to Basic Financial Statements

Major Funds

Capital Projects Fund - Buses	Capital Projects Fund - Construction	Total Governmental Funds
\$	\$	\$ 42,561,131
		8,163,807
		156,437
		129,915
		540,305
4,808		306,931
		257,743
		842,124
		37,470,637
		375,124
		2,622,477
		642,643
4,808	-	94,069,274
		6,620,928
		54,119,409
		5,394,145
		19,935,213
		5,829,815
		1,445,033
		762,877
1,426,691	1,067,366	2,494,057
1,426,691	1,067,366	96,601,477
(1,421,883)	(1,067,366)	(2,532,203)
1,165,815		1,165,815
43,561		199,956
	(31,178)	(199,956)
1,209,376	(31,178)	1,165,815
(212,507)	(1,098,544)	(1,366,388)
(3,828,933)	(689,563)	8,677,750
\$ (4,041,440)	\$ (1,788,107)	\$ 7,311,362

WEST GENESEE CENTRAL SCHOOL DISTRICT

RECONCILIATION OF GOVERNMENTAL FUNDS STATEMENT OF REVENUES, EXPENDITURES, AND CHANGES IN FUND BALANCE TO THE STATEMENT OF ACTIVITIES FOR THE YEAR ENDED JUNE 30, 2020

Net Change in Fund Balances - Total Governmental Funds **\$ (1,366,388)**

Amounts reported for Governmental Activities in the Statement of Activities are different because:

Governmental Funds report capital outlay and purchases of capitalizable assets as expenditures. However, in the Statement of Activities, the cost of those assets is allocated over their estimated useful lives as depreciation expense.

Capital Outlay	\$ 2,870,889	
Depreciation Expense	(3,936,784)	
Net Book Value of Disposals	<u>(688,862)</u>	(1,754,757)

Long-term debt proceeds, and related issue costs and deferred amounts on refunding, provide current financial resources to Governmental Funds, but issuing debt and the related premiums increase long-term liabilities in the Statement of Net Position. Repayment of debt principal is an expenditure in the Governmental Funds, but the repayment reduces long-term liabilities in the Statement of Net Position.

Repayment of Bond Principal	\$ 4,510,000	
Repayment of Installment Purchase Debt	<u>154,000</u>	4,664,000

Long-term obligations are reported in the Statement of Net Position. Therefore expenses which result in an (increase) or decrease in these long-term obligations are not reflected in the Governmental Fund financial statements.

Other Postemployment Benefits Liability	\$ (1,718,685)	
Compensated Absences	<u>(724,740)</u>	(2,443,425)

Interest on long-term debt in the Statement of Activities differs from the amount reported in the Governmental Funds because interest is recorded as an expenditure in the funds when it is due and thus requires the use of current financial resources. In the Statement of Activities, however, interest expense is recognized as the interest accrues, regardless of when it is due. The difference in interest reported in the Statement of Activities is the result of accrued interest on bonds, BANs and RANs, the amortization of bond premiums, and the deferred amount of refunded bonds.

Changes in Accrued Interest	\$ 15,297	
Amortization of Bond Premiums	464,932	
Amortization of Deferred Charges on Defeased Debt	<u>(144,980)</u>	335,249

Changes in the School District's proportionate share of net pension assets/liabilities have no effect on current financial resources and, therefore, are not reported in the Governmental Funds. In addition, changes in the School District's deferred outflows of resources and deferred inflows of resources related to pensions do not affect current financial resources and are, also, not reported in the Governmental Funds.

ERS	\$ (1,450,490)	
TRS	<u>(3,601,171)</u>	<u>(5,051,661)</u>

Net Change in Net Position of Governmental Activities **\$ (5,616,982)**

See Notes to Basic Financial Statements

WEST GENESEE CENTRAL SCHOOL DISTRICT

STATEMENT OF FIDUCIARY NET POSITION FIDUCIARY FUNDS JUNE 30, 2020

	Private Purpose Trust Fund	Agency Funds
	<u> </u>	<u> </u>
ASSETS		
Cash - Unrestricted	\$	\$ 723,701
Cash - Restricted	4,648	
Investments - Restricted	174,938	
Total Assets	\$ 179,586	\$ 723,701
LIABILITIES		
Extraclassroom Activity Fund Balances	\$	\$ 156,541
Other Liabilities		567,160
Total Liabilities	<u>-</u>	\$ 723,701
NET POSITION		
Restricted for Scholarships	\$ 179,586	

See Notes to Basic Financial Statements

WEST GENESEE CENTRAL SCHOOL DISTRICT

STATEMENT OF CHANGES IN FIDUCIARY NET POSITION FIDUCIARY FUND FOR THE YEAR ENDED JUNE 30, 2020

	Private Purpose Trust Fund
ADDITIONS	
Gifts and Contributions	\$ 9,920
Investment Earnings	91
Total Additions	<u>10,011</u>
DEDUCTIONS	
Scholarships and Awards	<u>17,884</u>
Change in Net Position	(7,873)
Net Position - Beginning of Year	<u>187,459</u>
Net Position - End of Year	<u><u>\$ 179,586</u></u>

See Notes to Basic Financial Statements

WEST GENESEE CENTRAL SCHOOL DISTRICT

NOTES TO FINANCIAL STATEMENTS

JUNE 30, 2020

Note 1 **Summary of Significant Accounting Policies**

The accompanying financial statements of the West Genesee Central School District (the School District) have been prepared in conformity with U.S. generally accepted accounting principles (U.S. GAAP) for governments, as prescribed by the Governmental Accounting Standards Board (GASB), which is the accepted standard-setting body for establishing governmental accounting and financial reporting principles.

Reporting Entity

Essentially, the primary function of the School District is to provide education for pupils. Services such as transportation of pupils, administration, finance, and plant maintenance support the primary function.

The financial reporting entity consists of the following as defined by Governmental Accounting Standards Board (GASB) Statement No. 14, "The Financial Reporting Entity," as amended.

- The primary government, which is the West Genesee Central School District;
- Organizations for which the primary government is financially accountable; and
- Other organizations for which the nature and significance of their relationship with the primary government are such that exclusion would cause the reporting entity's basic financial statements to be misleading or incomplete.

The accompanying financial statements present the activities of the School District. The School District is not a component unit of another reporting entity.

The decision to include a potential component unit in the School District's reporting entity is based on several criteria including legal standing, fiscal dependency, and financial accountability. Based on the application of these criteria, the Extraclassroom Activity Funds are included in the School District's reporting entity.

The Extraclassroom Activity Funds of the School District represent funds of the students of the School District. The Board of Education exercises general oversight of these funds. The Extraclassroom Activity Funds are independent of the School District with respect to its financial transactions and the designation of student management. While the Extraclassroom Activity Funds are not considered a component unit of the School District, due to the School District's fiduciary responsibility in relation to the Funds, they are reported in the School District's Agency Fund. Separate audited financial statements (cash basis) of the Extraclassroom Activity Funds can be obtained from the School District's Business Office, located at 300 Sanderson Drive, Camillus, NY.

WEST GENESEE CENTRAL SCHOOL DISTRICT

NOTES TO FINANCIAL STATEMENTS

JUNE 30, 2020

***Note 1* Summary of Significant Accounting Policies - Continued**

Joint Venture

The West Genesee Central School District is one of 23 component school districts in the Onondaga-Cortland-Madison Board of Cooperative Educational Services (BOCES). A BOCES is a voluntary, cooperative association of school districts in a geographic area that shares planning, services, and programs that provide educational and support activities.

BOCES are organized under §1950 of the Education Law. A BOCES Board is considered a corporate body. All BOCES property is held by the BOCES Board as a corporation (§1950(6)). In addition, BOCES Boards also are considered municipal corporations to permit them to contract with other municipalities on a cooperative basis under §119-n(a) of the General Municipal Law.

A BOCES budget is comprised of separate budgets for administrative, program, and capital costs. Each component school district's share of administrative and capital cost is determined by resident public school district enrollment as defined in Education Law, §1950(4)(b)(7).

There is no authority or process by which a school district can terminate its status as a BOCES component. In addition, component school districts pay tuition or a service fee for programs in which its students participate. Members of a BOCES Board are nominated and elected by their component member boards in accordance with provisions of §1950 of the Education Law. BOCES' financial statements may be obtained from the Onondaga-Cortland-Madison BOCES administration office at 110 Elwood Davis Road, Liverpool, New York 13088.

Basis of Presentation - District-Wide Financial Statements

The Statement of Net Position and the Statement of Activities present financial information about the School District's Governmental Activities. These statements include the financial activities of the overall government in its entirety, except those that are fiduciary. Eliminations have been made to minimize the double counting of internal transactions. Governmental Activities generally are financed through taxes, state aid, intergovernmental revenues, and other exchange and non-exchange transactions. Operating grants include operating-specific and discretionary (either operating or capital) grants, while the capital grants column reflects capital-specific grants.

The Statement of Activities presents a comparison between direct expenses and program revenues for each function of the School District's Governmental Activities. Direct expenses are those that are specifically associated with and are clearly identifiable to a particular function. Indirect expenses relate to the administration and support of the School District's programs, including personnel, overall administration, and finance. Employee benefits are allocated to functional expenses as a percentage of related payroll expense. Program revenues include charges paid by the recipients of goods or services offered by the programs, and grants and contributions that are restricted to meeting the operational or capital requirements of a particular program. Revenues that are not classified as program revenues, including all taxes, are presented as general revenues.

WEST GENESEE CENTRAL SCHOOL DISTRICT

NOTES TO FINANCIAL STATEMENTS

JUNE 30, 2020

***Note 1* Summary of Significant Accounting Policies - Continued**

Basis of Presentation - Governmental Fund Financial Statements

The Governmental Fund financial statements provide information about the School District's funds, including Fiduciary Funds. Separate statements for each fund category (Governmental and Fiduciary) are presented. The emphasis of Governmental Fund financial statements is on major Governmental Funds, each displayed in a separate column.

The School District reports the following Major Governmental Funds:

- **General Fund:** The School District's primary operating fund. It accounts for all financial transactions not required to be accounted for in another fund.
- **Special Revenue Funds:** These funds account for the proceeds of specific revenue sources (other than major capital projects) that are legally restricted to expenditures for specified purposes. Special revenue funds include the following:
 - **Special Aid Fund:** Used to account for proceeds received from state and federal grants restricted for special educational programs.
 - **School Lunch Fund:** Accounts for revenues and expenditures in connection with the School District's food service program.
- **Capital Projects Fund - Buses:** Accounts for financial resources used to purchase school buses.
- **Capital Projects Fund - Construction:** Accounts for financial resources used for capital construction.

Fiduciary Activities are those in which the School District acts as trustee or agent for resources that belong to others. These activities are not included in the District-wide financial statements, because their resources do not belong to the School District and are not available to be used.

The School District reports the following Fiduciary Funds:

- **Private Purpose Trust Fund:** Accounts for Scholarship Funds awarded to individual students. These activities, and those of the Agency Funds described below, are not included in the District-wide financial statements because their resources do not belong to the School District and are not available to be used.
- **Agency Funds:** Strictly custodial in nature and do not involve measurement of results of operations. Assets are held by the School District as agent for various student groups or Extraclassroom Activity Funds and for payroll or employee withholding.

WEST GENESEE CENTRAL SCHOOL DISTRICT

NOTES TO FINANCIAL STATEMENTS

JUNE 30, 2020

***Note 1* Summary of Significant Accounting Policies - Continued**

Measurement Focus and Basis of Accounting

The District-wide and Fiduciary Fund financial statements are reported using the economic resources measurement focus and the accrual basis of accounting. Revenues are recorded when earned and expenses are recorded at the time liabilities are incurred, regardless of when the related cash transaction takes place. Non-exchange transactions, in which the School District gives or receives value without directly receiving or giving equal value in exchange, include property taxes, grants, and donations. On an accrual basis, revenue from property taxes is recognized in the fiscal year for which the taxes are levied. Revenue from grants and donations is recognized in the fiscal year in which all eligibility requirements have been satisfied.

The Governmental Fund financial statements are reported using the current financial resources measurement focus and the modified accrual basis of accounting. Under this method, revenues are recognized when measurable and available. The School District considers all revenues reported in the Governmental Funds to be available if the revenues are collected within 90 days after the end of the fiscal year, except for BOCES aid, which is accrued only if receivable within 60 days after the end of the fiscal year.

Expenditures are recorded when the related fund liability is incurred, except for principal and interest on general long-term debt, claims and judgments, and compensated absences, which are recognized as expenditures to the extent they have matured. General capital asset acquisitions are reported as expenditures in Governmental Funds. Proceeds of general long-term debt and acquisitions under capital leases are reported as other financing sources.

Cash and Investments

The School District's cash and cash equivalents consist of cash on hand, demand deposits, and short-term investments with original maturities of three months or less from date of acquisition. New York State law governs the School District's investment policies. Resources must be deposited in Federal Deposit Insurance Corporation (FDIC) insured commercial banks or trust companies located within the state. Permissible investments include obligations of the United States Treasury, United States Agencies, repurchase agreements and obligations of New York State or its localities. Collateral is required for demand and time deposits and certificates of deposit not covered by FDIC insurance. Obligations that may be pledged as collateral are obligations of the United States and its agencies and obligations of the state and its municipalities and districts.

Accounts Receivable

Accounts receivable are shown gross, with uncollectible amounts recognized under the direct write-off method. No allowance for uncollectible accounts has been provided, as it is believed that such allowance would not be material. All receivables are expected to be collected within the subsequent fiscal year.

WEST GENESEE CENTRAL SCHOOL DISTRICT

NOTES TO FINANCIAL STATEMENTS

JUNE 30, 2020

Note 1 Summary of Significant Accounting Policies - Continued

Due To/From Other Funds

Eliminations have been made for amounts due to and due from within the same fund type. A detailed description of the individual fund balances at year-end is provided subsequently in these notes.

Inventories and Prepaid Items

Inventories of food in the School Lunch Fund are recorded at cost on a first-in, first-out basis, or in the case of surplus food, at stated value, which approximates fair value. Purchases of items of an inventory nature in other funds are recorded as expenditures at the time of purchase, and are considered immaterial in amount. Prepaid items represent payments made by the School District for which benefits extend beyond year-end. These payments to vendors reflect costs applicable to future accounting periods and are recorded as prepaid items in both the District-wide and Governmental Fund financial statements. These items are reported as assets on the Statement of Net Position or Balance Sheet using the consumption method. A current asset for the prepaid amounts is recorded at the time of purchase and an expense/expenditure is reported in the year the goods or services are consumed.

Nonspendable fund balances for these non-liquid assets (inventories and prepaid items) have been recognized to signify that a portion of fund balance is not available for other subsequent expenditures.

Capital Assets

Capital assets are reported using estimated historical costs, based on appraisals conducted by independent third-party professionals. Donated assets are reported at estimated fair market value at the time received.

Capitalization thresholds (the dollar value above which asset acquisitions are added to the capital asset accounts), depreciation methods, and estimated useful lives of capital assets reported in the District-wide financial statements are as follows:

	Capitalization Threshold	Estimated Useful Life
Buildings	\$ 500	40 Years
Building Improvements	500	20-40 Years
Furniture and Equipment	500	3-10 Years

Capital assets are depreciated over their estimated useful lives using the straight-line method.

WEST GENESEE CENTRAL SCHOOL DISTRICT

NOTES TO FINANCIAL STATEMENTS

JUNE 30, 2020

***Note 1* Summary of Significant Accounting Policies - Continued**

Vested Employee Benefits - Compensated Absences

Compensated absences consist of unpaid accumulated annual sick leave, vacation, and sabbatical time.

Sick leave eligibility and accumulation is specified in negotiated labor contracts, and in individual employment contracts. Upon retirement, resignation or death, employees may contractually receive a payment based on unused accumulated sick leave.

School District employees are granted vacation time in varying amounts, based primarily on length of service and service position. Some earned benefits may be forfeited if not taken within varying time periods.

Consistent with GASB Statement No. 16, "Accounting for Compensated Absences," the liability is included in the District-wide financial statements. The compensated absences liability is calculated based on the pay rates in effect at year-end.

In the Governmental Fund financial statements only the amount of matured liabilities, if any, is accrued within the General Fund based upon expendable and available financial resources. These amounts are expensed on a pay-as-you-go basis.

Postemployment Benefits

School District employees participate in the New York State Employees' Retirement System and the New York State Teachers' Retirement System.

In addition to providing pension benefits, the School District provides health insurance coverage and survivor benefits for retired employees and their survivors. Substantially all of the School District's employees may become eligible for these benefits if they reach normal retirement age while working for the School District. Health care benefits are provided through plans whose premiums are based on the benefits paid during the year. The cost of providing post-retirement benefits is shared between the School District and the retired employee. The School District recognizes the cost of providing health insurance by recording its share of insurance premiums as an expenditure or operating transfer to other funds in the General Fund in the year paid.

The School District follows GASB Statement No. 75, "Accounting and Financial Reporting for Postemployment Benefits Other than Pensions" (OPEB). The School District's liability for other postemployment benefits has been recorded in the Statement of Net Position, in accordance with the statement. See Note 11 for additional information.

WEST GENESEE CENTRAL SCHOOL DISTRICT

NOTES TO FINANCIAL STATEMENTS

JUNE 30, 2020

***Note 1* Summary of Significant Accounting Policies - Continued**

Deferred Outflows and Deferred Inflows of Resources

In addition to assets, the Statement of Net Position reports a separate section for deferred outflows of resources. This separate financial statement element, deferred outflows of resources, represents a consumption of net position that applies to a future period and so will not be recognized as an outflow of resources (expense/expenditure) until then. The School District reports deferred charges on defeased debt resulting from the difference in the carrying value of refunded debt and its reacquisition price, which is amortized over the shorter of the life of the refunded or refunding debt. The School District also reports deferred outflows of resources related to pensions and OPEB plans in the District-wide Statement of Net Position. The types of deferred outflows of resources related to pensions and OPEB plans are described in Notes 10 and 11, respectively.

In addition to liabilities, the Statement of Net Position reports a separate section for deferred inflows of resources. This separate financial statement element, deferred inflows of resources, represents an acquisition of net position that applies to a future period(s) and will not be recognized as an inflow of resources (revenue) until that time. The School District reports deferred inflows related to pensions and OPEB plans which are further described in Notes 10 and 11, respectively.

Unearned and Unavailable Revenues

Unearned revenues arise when resources are received by the School District before it has legal claim to them, as when grant monies are received prior to the incidence of qualifying expenditures. In subsequent periods, when the School District has legal claim to the resources, the liability for unearned revenues is removed and revenues are recorded.

The Governmental Fund financial statements report unavailable revenues when potential revenues do not meet both the measurable and available criteria for recognition in the current period. In subsequent periods, when both recognition criteria are met, the deferred inflow of resources is removed and revenues are recorded.

Restricted Resources

When an expense is incurred for purposes for which both restricted and unrestricted net assets are available, it is the School District's policy to apply restricted funds before unrestricted funds, unless otherwise prohibited by legal requirements.

WEST GENESEE CENTRAL SCHOOL DISTRICT

NOTES TO FINANCIAL STATEMENTS

JUNE 30, 2020

***Note 1* Summary of Significant Accounting Policies - Continued**

Equity Classifications - District-Wide Financial Statements

Equity is classified as net position and displayed in three components:

- Net Investment in Capital Assets - Consists of capital assets including restricted capital assets, net of accumulated depreciation, and reduced by the outstanding balances of any bonds, mortgages, notes or other borrowings that are attributable to the acquisition, construction, or improvement of those assets.
- Restricted - Consists of resources with constraints placed on their use either by 1) external groups such as creditors, grantors, contributors, or laws or regulations of other governments; or 2) law through constitutional provisions or enabling legislation.
- Unrestricted - Consists of all other resources that do not meet the definition of “restricted” or “net investment in capital assets.”

Equity Classifications - Governmental Fund Financial Statements

Constraints are broken into five classifications: nonspendable, restricted, committed, assigned, and unassigned. These classifications serve to inform readers of the financial statements of the extent to which the School District is bound to honor any constraints on specific purposes for which resources in a fund can be spent.

- Nonspendable: Consists of assets inherently nonspendable in the current period either because of their form or because they must be maintained intact; including prepaid items, inventories, long-term portions of loans receivable, financial assets held for resale, and endowment principal.
- Restricted: Consists of amounts subject to legal purpose restrictions imposed by creditors, grantors, contributors, or laws and regulations of other governments and enforced externally or through constitutional provisions or enabling legislation. Most of the School District’s legally adopted reserves are reported here.
- Committed: Consists of amounts subject to a purpose constraint imposed by formal action of the School District’s highest level of decision-making authority prior to the end of the fiscal year and requires the same level of formal action to remove said constraint.

WEST GENESEE CENTRAL SCHOOL DISTRICT

NOTES TO FINANCIAL STATEMENTS

JUNE 30, 2020

***Note 1* Summary of Significant Accounting Policies - Continued**

Equity Classifications - Governmental Fund Financial Statements - Continued

- **Assigned:** Consists of amounts subject to a purpose constraint representing an intended use established by the School District's highest level of decision-making authority or their designated body or official. The purpose of the assignment must be narrower than the purpose of the General Fund. In funds other than the General Fund, assigned fund balance represents the residual amount of fund balance.
- **Unassigned:** Represents the residual classification of the government's General Fund and could report a surplus or deficit. In funds other than the General Fund, the unassigned classification should only be used to report a deficit balance resulting from overspending amounts restricted, committed, or assigned for specific purposes.

Real Property Tax Law §1318 limits the amount of unexpended surplus funds a school district can retain in the General Fund to no more than 4% of the next year's budgetary appropriations. Funds properly retained under other sections of law (such as reserve funds established pursuant to Education Law or General Municipal Law) are excluded from the 4% limitation. The 4% limitation is applied to unrestricted fund balance (such as the total of the committed, assigned, and unassigned classifications), minus appropriated fund balance, amounts reserved for insurance recovery, amounts reserved for tax reduction, and encumbrances included in committed and assigned fund balance.

The Board of Education of the School District has adopted resolutions to commit or assign fund balance. By resolution, fund balance of the School District may be committed for a specific source by formal action of the Board of Education. Furthermore, the Board of Education delegates authority to assign fund balance for a specific purpose to the Business Official of the School District. The Board of Education, by resolution, approves fund balance appropriations for next year's budget. The School District applies expenditures against non-spendable fund balance, restricted fund balance, committed fund balance, assigned fund balance, and unassigned fund balance.

Legally Adopted Reserves

Fund balance reserves are created to satisfy legal restrictions, plan for future expenditures or relate to resources not available for general use or appropriation. The following reserve funds are available to school districts within New York State. These reserve funds are established through Board action or voter approval, and a separate identity must be maintained for each reserve. Earnings on the invested resources become part of the respective reserve funds; however, separate bank accounts are not necessary for each reserve fund. These reserves are reported in the governmental fund financial statements as Restricted Fund Balance. Reserves currently in use by the School District include the following:

WEST GENESEE CENTRAL SCHOOL DISTRICT

NOTES TO FINANCIAL STATEMENTS

JUNE 30, 2020

***Note 1* Summary of Significant Accounting Policies - Continued**

Legally Adopted Reserves - Continued

- Capital Reserve (Education Law §3651): Used to pay the cost of any object or purpose for which bonds may be issued. The creation of a Capital Reserve Fund requires authorization by a majority of the voters establishing the purpose of the reserve, the ultimate amount, its probable term and the source of the funds. Expenditures may be made from the reserve only for a specific purpose further authorized by the voters. The form for the required legal notice for the vote on establishing and funding the reserve and the form of the proposition to be placed on the ballot are set forth in §3651 of the Education Law. This reserve is accounted for in the General Fund.
- Tax Certiorari Reserve (Education Law §3651.1-a): Used to establish a reserve fund for tax certiorari and to expend from the fund without voter approval. The monies held in the reserve shall not exceed the amount that might reasonably be deemed necessary to meet anticipated judgments and claims arising out of tax certiorari proceedings. Any resources deposited to the reserve which are not expended for tax certiorari proceedings in the year, such monies deposited must be returned to the General Fund on or before the first day of the fourth fiscal year after deposit of these monies. This reserve is accounted for in the General Fund.
- Unemployment Insurance Reserve (GML §6-m): Used to pay the cost of reimbursement to the State Unemployment Insurance Fund for payments made to claimants where the employer has elected to use the benefit reimbursement method. The reserve may be established by board action and is funded by budgetary appropriations and such other funds as may be legally appropriated. Within 60 days after the end of any fiscal year, excess amounts may either be transferred to another reserve or the excess applied to the appropriations of the next succeeding fiscal year's budget. If the School District elects to convert to tax (contribution) basis, excess resources in the fund over the sum sufficient to pay pending claims may be transferred to any other reserve fund. This reserve is accounted for in the General Fund.
- Workers Compensation Reserve (GML §6-j): Used to pay for compensation benefits and other expenses authorized by Article 2 of the Workers' Compensation Law, and for payment of expenses for administering this self-insurance program. The reserve may be established by board action and is funded by budgetary appropriations and such other funds as may be legally appropriated. Within 60 days after the end of any fiscal year, excess amounts may either be transferred to another reserve or applied to the appropriations of the succeeding fiscal year's budget. This reserve is accounted for in the General Fund.
- Retirement Contribution Reserve (GML §6-r): Used to reserve funds for the purpose of financing retirement contributions. The reserve must be accounted for separate and apart from all other funds and a detailed report of the operation and condition of the fund must be provided to the Board. This reserve is accounted for in the General Fund.

WEST GENESEE CENTRAL SCHOOL DISTRICT

NOTES TO FINANCIAL STATEMENTS

JUNE 30, 2020

***Note 1* Summary of Significant Accounting Policies - Continued**

Legally Adopted Reserves - Continued

- Employee Benefit Accrued Liability Reserve (GML §6-p): Used to reserve funds for the payment of accrued employee benefits due upon termination of an employee's service. This reserve may be established by a majority vote of the Board and is funded by budgetary appropriations and such other reserves and funds that may be legally appropriated. This reserve is accounted for in the General Fund.

Property Taxes

Real property taxes are levied annually by the Board of Education no later than September 3, 2019 and became a lien on August 7, 2019. Taxes were collected during the period September 4, 2019 to November 15, 2019.

Uncollected real property taxes are subsequently enforced by the County of Onondaga. An amount representing uncollected real property taxes transmitted to the County for enforcement is paid by the county to the School District no later than the following April 1.

Interfund Transfers

The operations of the School District give rise to certain transactions between funds, including transfers, to provide services and construct assets. The amounts reported on the Statement of Revenues, Expenditures, and Changes in Fund Balance-Governmental Funds for interfund transfers have been eliminated from the Statement of Activities. A detailed description of the individual fund transfers that occurred during the year is provided subsequently in these notes.

Use of Estimates

The preparation of financial statements in conformity with accounting principles generally accepted in the United States of America requires management to make estimates and assumptions that affect the reported amount of assets and liabilities and disclosure of contingent assets and liabilities at the date of the financial statements and the reported revenues and expenses during the reporting period. Actual results could differ from those estimates. Estimates and assumptions are made in a variety of areas, including computation of encumbrances, compensated absences, potential contingent liabilities and useful lives of long-lived assets.

Future Changes in Accounting Standards

- GASB has issued Statement No. 84, "Fiduciary Activities," effective for the year ending June 30, 2021. This statement improves guidance regarding identification of fiduciary activities for accounting and reporting purposes.
- GASB has issued Statement No. 87, "Leases," effective for the year ending June 30, 2022.

WEST GENESEE CENTRAL SCHOOL DISTRICT

NOTES TO FINANCIAL STATEMENTS JUNE 30, 2020

***Note 1* Summary of Significant Accounting Policies - Continued**

- GASB has issued Statement No. 89, “Accounting for Interest Cost Incurred Before the End of a Construction Period,” effective for the year ending June 30, 2022.
- GASB has issued Statement No. 90, “Majority Equity Interests - an amendment of GASB Statements No. 14 and No. 61,” effective for the year ending June 30, 2021.
- GASB has issued Statement No. 91, “Conduit Debt Obligations,” effective for the year ending June 30, 2023.
- GASB has issued Statement No. 92, “Omnibus 2020,” effective for the year ending June 30, 2022.

The School District will evaluate the impact each of these pronouncements may have on its financial statements and will implement them as applicable and when material.

***Note 2* Participation in BOCES**

During the year ended June 30, 2020, the School District's share of BOCES income amounted to \$2,498,111. The School District was billed \$7,658,857 for BOCES administration and program costs. Financial statements for Onondaga-Cortland-Madison BOCES are available from the BOCES Administrative Office at 6820 Thompson Road, Syracuse, New York.

WEST GENESEE CENTRAL SCHOOL DISTRICT

NOTES TO FINANCIAL STATEMENTS

JUNE 30, 2020

Note 3 Cash and Cash Equivalents - Custodial and Concentration of Credit Risk

Custodial credit risk is the risk that in the event of a bank failure, the School District's deposits may not be returned to it. While the School District does not have a specific policy for custodial credit risk, New York State statutes govern the School District's investment policies, as discussed previously in these notes. GASB Statement No. 40 directs that deposits be disclosed as exposed to custodial credit risk if they are not covered by depository insurance, and the deposits are either uncollateralized or collateralized with securities held by the pledging financial institution's trust department or agent, but not in the School District's name.

The School District's aggregate bank balances of \$22,575,716 including certificates of deposit, are either insured or collateralized with securities held by the pledging financial institution in the School District's name.

The School District has few investments (primarily donated Scholarship Funds) and chooses to disclose its investments by specifically identifying each.

The School District's investment policy for these investments is also governed by New York State statutes. Investments are stated at fair value and are categorized as either:

1. Insured or registered, with investments held by the School District or by the School District's agent in the School District's name; or
2. Uninsured and unregistered, with investments held by the financial institution's trust department in the School District's name; or
3. Uninsured and unregistered, with investments held by the financial institution or its trust department, but not in the School District's name.

	<u>Cost</u>	<u>Carrying Amount Fair Value</u>	<u>Type of Investment</u>	<u>Category</u>
Private Purpose Trust Fund	<u>\$ 174,938</u>	<u>\$ 174,938</u>	Certificate of Deposit	(2)

WEST GENESEE CENTRAL SCHOOL DISTRICT

NOTES TO FINANCIAL STATEMENTS

JUNE 30, 2020

Note 3 Cash and Cash Equivalents - Custodial and Concentration of Credit Risk - Continued
 The School District does not typically purchase investments for a duration long enough to cause it to believe that it is exposed to any material interest rate risk.

The School District does not typically purchase investments denominated in a foreign currency and is not exposed to foreign currency risk.

Restricted cash and investments at June 30, 2020 consisted of the following:

General Fund Reserves	\$ 6,432,386
Restricted for Capital	404,198
Restricted for School Lunch	19,720
Subtotal	6,856,304
 Private Purpose Trust Fund	 179,586
Total	\$ 7,035,890

Note 4 Due From Other Governments
 Due from other governments consisted of the following, which are stated at net realizable value.

Description	Amount
BOCES September Aid	\$ 1,119,456
Other	218,867
Total	\$ 1,338,323

Note 5 Interfund Balances and Activity
 Interfund balances at June 30, 2020 are as follows:

	Interfund Receivable	Interfund Payable	Interfund Revenues	Interfund Expenditures
General Fund	\$ 575,864	\$ 43,561	\$ 31,178	\$ 168,778
School Lunch Fund			39,575	
Special Aid Fund		544,686	85,642	
Capital Project Fund - Construction	43,561	31,178		31,178
Capital Project Fund - Buses			43,561	
Total	\$ 619,425	\$ 619,425	\$ 199,956	\$ 199,956

Interfund receivables and payables, other than between Governmental Activities and Fiduciary Funds, are eliminated on the Statement of Net Position.

WEST GENESEE CENTRAL SCHOOL DISTRICT

NOTES TO FINANCIAL STATEMENTS JUNE 30, 2020

Note 5 Interfund Balances and Activity - Continued

The School District typically transfers, from the General Fund to the Special Aid Fund, the School District's share of the cost to accommodate the mandated accounting for the School District's share of expenditures of a Special Aid Fund project. The School District also transfers funds from the Capital Reserve in the General Fund to Capital Funds, as needed, to fund capital projects. Periodically, the School District transfers funds as needed to subsidize the School Lunch Fund.

The School District typically loans resources between funds for the purpose of mitigating the effects of transient cash flow issues. All interfund payables are expected to be repaid within one year.

Note 6 Capital Assets

Capital asset balances and activity for the year ended June 30, 2020 were as follows:

<u>Governmental Activities</u>	<u>Beginning Balance</u>	<u>Additions</u>	<u>Reclassifications and Disposals</u>	<u>Ending Balance</u>
Capital Assets That Are Not Depreciated:				
Land	\$ 941,810	\$	\$	\$ 941,810
Construction in Progress	889,346	1,067,365	(614,833)	1,341,878
Total Nondepreciable Historical Cost	<u>1,831,156</u>	<u>1,067,365</u>	<u>(614,833)</u>	<u>2,283,688</u>
Capital Assets That Are Depreciated:				
Buildings	105,470,347		608,907	106,079,254
Improvements	4,133,329			4,133,329
Furniture and Equipment	25,375,444	1,803,524	(823,995)	26,354,973
Total Depreciable Historical Cost	<u>134,979,120</u>	<u>1,803,524</u>	<u>(215,088)</u>	<u>136,567,556</u>
Total Historical Cost	<u>136,810,276</u>	<u>2,870,889</u>	<u>(829,921)</u>	<u>138,851,244</u>
Less Accumulated Depreciation:				
Buildings	(46,695,162)	(2,233,354)	(497,036)	(49,425,552)
Improvements	(3,486,418)	(112,701)		(3,599,119)
Furniture and Equipment	(18,264,022)	(1,590,729)	638,095	(19,216,656)
Total Accumulated Depreciation	<u>(68,445,602)</u>	<u>(3,936,784)</u>	<u>141,059</u>	<u>(72,241,327)</u>
Total Historical Cost, Net	<u>\$ 68,364,674</u>	<u>\$ (1,065,895)</u>	<u>\$ (688,862)</u>	<u>\$ 66,609,917</u>

Depreciation expense was charged to governmental functions as follows:

General Support	\$ 1,894,049
Instruction	591,568
Pupil Transportation	1,408,207
School Lunch	42,960
Total Depreciation Expense	<u>\$ 3,936,784</u>

WEST GENESEE CENTRAL SCHOOL DISTRICT

NOTES TO FINANCIAL STATEMENTS JUNE 30, 2020

Note 7 Short-Term Debt

The School District may issue revenue anticipation notes (RANs) in anticipation of the receipt of revenues. These notes are recorded as a liability of the fund that will actually receive the proceeds from the issuance of the notes. The RANs represent a liability that will be extinguished by the use of expendable, available resources of the fund.

The School District may issue budget notes up to an amount not to exceed 5% of the amount of the annual budget during any fiscal year for expenditures for which an insufficient or no provision is made in the annual budget. The budget note must be repaid no later than the close of the second fiscal year succeeding the year in which the note was issued. The School District did not issue or redeem any budget notes during the year.

The School District may issue bond anticipation notes (BANs), in anticipation of proceeds from the subsequent sale of bonds. These notes are recorded as current liabilities of the funds that will actually receive the proceeds from the issuance of bonds. New York State law requires that BANs issued for capital purposes be converted to long-term financing within five years after the original issue date.

The following is a summary of the School District's BANs and RANs for the year ended June 30, 2020:

<u>Description of Issue</u>	<u>Issue Date</u>	<u>Final Maturity</u>	<u>Interest Rate</u>	<u>Outstanding June 30, 2020</u>
RANs	06/26/2020	12/29/2020	2.00%	\$ 6,000,000
BANs - Bus Purchases	07/05/2019	07/03/2020	2.00%	4,041,440
BANs - Construction	11/14/2019	07/17/2020	2.00%	<u>2,000,000</u>
Total				<u>\$ 12,041,440</u>

Transactions in short-term debt for the year are summarized below:

	<u>Beginning Balance</u>	<u>Issued</u>	<u>Refinanced/ Redeemed</u>	<u>Ending Balance</u>
RANs	\$4,000,000	\$ 6,000,000	\$ (4,000,000)	\$ 6,000,000
BANs	5,850,815	6,041,440	(5,850,815)	6,041,440
Total	<u>\$9,850,815</u>	<u>\$ 12,041,440</u>	<u>\$ (9,850,815)</u>	<u>\$ 12,041,440</u>

Interest on short-term debt for the year was composed of:

Interest Paid	\$ 157,394
Less Interest Accrued in the Prior Year	(101,688)
Plus Interest Accrued in the Current Year	<u>106,151</u>
Total	<u>\$ 161,857</u>

WEST GENESEE CENTRAL SCHOOL DISTRICT

NOTES TO FINANCIAL STATEMENTS JUNE 30, 2020

Note 8 Long-Term Debt

At June 30, 2020, the total outstanding indebtedness of the School District represented 17.0% of its statutory debt limit, exclusive of building aids. Long-term debt is classified as follows:

- **Serial Bonds:** The School District borrows money in order to acquire land or equipment or construct buildings and improvements. This enables the cost of these capital assets to be borne by the present and future taxpayers receiving the benefit of the capital assets.
- **Installment Purchase Debt:** The School District leases energy conservation equipment with the intent to purchase.

The following is a summary of the School District's long-term debt for the year ended June 30, 2020.

<u>Description of Issue</u>	<u>Issue Date</u>	<u>Final Maturity</u>	<u>Interest Rate</u>	<u>Outstanding June 30, 2020</u>
Refunding Bonds	10/26/2011	04/15/2022	2.00% - 5.00%	\$ 1,780,000
Refunding Bonds	03/29/2012	03/15/2022	2.00% - 4.00%	1,515,000
DASNY Refunding Bonds	10/31/2012	02/01/2031	2.00% - 4.00%	2,670,000
Refunding Bonds	02/07/2013	06/15/2021	2.00% - 4.00%	1,690,000
Revenue Bonds	06/08/2017	06/15/2032	3.00% - 5.00%	16,850,000
Subtotal Serial Bonds				<u>24,505,000</u>
Plus: Unamortized Premium				3,130,128
Total Serial Bonds				<u>27,635,128</u>
Installment Purchase Debt:				
Energy Performance Contract Lease	07/22/2009	02/18/2025	5.39%	<u>785,000</u>
Total				<u><u>\$ 28,420,128</u></u>

Interest expense on long-term debt during the year was comprised of the following:

Interest Paid	\$ 1,287,639
Less Interest Accrued in the Prior Year	(135,062)
Plus Interest Accrued in the Current Year	115,302
Plus Amortization of Deferred Charges on Defeased Debt	144,980
Less Amortization of Bond Premium	<u>(464,932)</u>
Total	<u><u>\$ 947,927</u></u>

WEST GENESEE CENTRAL SCHOOL DISTRICT

NOTES TO FINANCIAL STATEMENTS

JUNE 30, 2020

Note 8 Long-Term Debt - Continued

Long-term debt balances and activity for the year are summarized below.

	Beginning Balance	Issued	Redeemed	Ending Balance	Amounts Due Within One Year
Bonds	\$ 29,015,000	\$	\$ (4,510,000)	\$ 24,505,000	\$ 4,665,000
Plus: Unamortized Premium	3,595,060		(464,932)	3,130,128	464,932
Total Bonds Payable	32,610,060	-	(4,974,932)	27,635,128	5,129,932
Installment Purchase Debt	939,000		(154,000)	785,000	161,000
Total	\$33,549,060	\$ -	\$(5,128,932)	\$ 28,420,128	\$5,290,932

Interest paid on the Serial Bonds varies from year to year, in accordance with the interest rates specified in the bond agreements.

The following is a summary of the maturity of long-term indebtedness.

Year	Principal	Interest	Total
2021	\$ 4,665,000	\$ 1,089,409	\$ 5,754,409
2022	3,080,000	923,859	4,003,859
2023	1,470,000	781,909	2,251,909
2024	1,525,000	725,309	2,250,309
2025	1,600,000	653,559	2,253,559
2026-2030	9,200,000	2,063,730	11,263,730
2031-2032	2,965,000	205,600	3,170,600
Total	\$ 24,505,000	\$ 6,443,375	\$ 30,948,375

Installment Purchase Debt

The following is a schedule of future minimum lease payments under capital leases:

Year	Principal	Interest	Total
2021	\$ 161,000	\$ 42,312	\$ 203,312
2022	169,000	33,634	202,634
2023	176,000	24,521	200,521
2024	185,000	15,038	200,038
2025	94,000	5,067	99,067
Total	\$ 785,000	\$ 120,572	\$ 905,572

WEST GENESEE CENTRAL SCHOOL DISTRICT

NOTES TO FINANCIAL STATEMENTS JUNE 30, 2020

Note 8 Long-Term Debt - Continued

Installment Purchase Debt - Continued

On July 22, 2009, the School District entered into a lease/purchase agreement as part of their energy performance contract. The School District qualified for a New York Energy Research and Development Authority (NYSERDA) New York Energy Smart Loan Fund grant in the amount of \$1,000,000. As part of this grant, NYSERDA will pay lease interest of 4.0% up to \$1,000,000. During 2019, NYSERDA paid \$11,982 in interest on behalf of the School District's lease/purchase agreement.

The net book value of capital assets procured through capital leases at June 30, 2020 follows:

Cost of Leased Assets	\$ 2,058,674
Accumulated Depreciation	<u>(1,490,979)</u>
Net Book Value	<u><u>\$ 567,695</u></u>

Deferred Charges on Defeased Debt

A deferred charge on defeased debt results from the difference in the carrying value of refunded debt and its reacquisition price. This amount is deferred and amortized over the shorter of the life of the refunded or refunding debt. Deferred charges on defeased debt are summarized as follows:

<u>Governmental Activities</u>	<u>Beginning Balance</u>	<u>Issued</u>	<u>Redeemed</u>	<u>Ending Balance</u>
2011 Refunding Bonds	\$ 46,930	\$	\$ (15,644)	\$ 31,286
2012 Refunding Bonds	77,649		(25,884)	51,765
2012 DASNY Refunding Bonds	11,194		(933)	10,261
2013 Refunding Bonds	205,040		(102,519)	102,521
Total	<u><u>\$ 340,813</u></u>	<u><u>\$ -</u></u>	<u><u>\$ (144,980)</u></u>	<u><u>\$ 195,833</u></u>

Note 9 Compensated Absences

Compensated absences represent funds accrued to pay for the School District's share of sick and vacation time. This liability is liquidated through the General Fund.

Compensated absences balances and activity for the year ended June 30, 2020 are summarized below.

	<u>Beginning Balance</u>	<u>Additions</u>	<u>Deletions</u>	<u>Ending Balance</u>	<u>Amounts Due Within One Year</u>
Compensated Absences	<u><u>\$ 10,345,499</u></u>	<u><u>\$ 724,740</u></u>	<u><u>\$ -</u></u>	<u><u>\$ 11,070,239</u></u>	<u><u>\$ 258,555</u></u>

WEST GENESEE CENTRAL SCHOOL DISTRICT

NOTES TO FINANCIAL STATEMENTS

JUNE 30, 2020

Note 10 **Pension Obligations - New York State and Local Employees' Retirement System (ERS) and the New York State Teachers' Retirement (TRS) (the Systems)**

Plan Descriptions and Benefits Provided - Teachers' Retirement System (TRS) (System)

The School District participates in the New York State Teachers' Retirement System (TRS). This is a cost-sharing multiple-employer public employee retirement system. The System provides retirement benefits as well as death and disability benefits to plan members and beneficiaries as authorized by the Education Law and the Retirement and Social Security Law of the State of New York (RSSL). The System is governed by a 10 member Board of Trustees. System benefits are established under New York State Law. Membership is mandatory and automatic for all full-time teachers, teaching assistants, guidance counselors, and administrators employed in New York Public Schools and BOCES who elected to participate in TRS. Once a public employer elects to participate in the System, the election is irrevocable. The New York State Constitution provides that pension membership is a contractual relationship and plan benefits cannot be diminished or impaired. Benefits can be changed for future members only by enactment of a state statute. Additional information regarding the System may be obtained by writing to the New York State Teachers' Retirement System, 10 Corporate Woods Drive, Albany, New York 12211-2395 or by referring to the NYSSTR Comprehensive Annual Financial report which can be found on the System's website at www.nystrs.org.

Tier 3 and Tier 4 members are required by law to contribute 3% of salary to the System. Effective October 2000, contributions were eliminated for Tier 3 and 4 members with 10 or more years of service or membership. Effective January 1, 2010, Tier 5 members are required by law to contribute 3.5% of salary throughout their active membership. Effective April 1, 2012, Tier 6 members are required by law to contribute between 3% and 6% of salary throughout their active membership in accordance with a salary based upon salary earned. Pursuant to Article 14 and Article 15 of the RSSL, those member contributions are used to help fund the benefits provided by the System. However, if a member dies or leaves covered employment with less than 5 years of credited service for Tiers 3 and 4, or 10 years of credited service for Tiers 5 and 6, the member contributions with interest calculated at 5% per annum are refunded to the employee or designated beneficiary. Eligible Tier 1 and Tier 2 members may make member contributions under certain conditions pursuant to the provisions of Article 11 of the Education Law and Article 11 of the RSSL. Upon termination of membership, such accumulated member contributions are refunded. At retirement, such accumulated member contributions can be withdrawn or are paid as a life annuity.

WEST GENESEE CENTRAL SCHOOL DISTRICT

NOTES TO FINANCIAL STATEMENTS

JUNE 30, 2020

Note 10 **Pension Obligations - New York State and Local Employees' Retirement System (ERS) and the New York State Teachers' Retirement (TRS) (the Systems) - Continued**

Plan Descriptions and Benefits Provided - Employees' Retirement System (ERS) (System)

The School District participates in the New York State and Local Employees' Retirement System (ERS). This is a cost-sharing, multiple-employer, defined benefit pension plan. The System provides retirement benefits as well as death and disability benefits. The net position of the System is held in the New York State Common Retirement Fund (the Fund), which was established to hold all net assets and record changes in plan net position allocated to the System. The Comptroller of the State of New York serves as the trustee of the Fund and is the administrative head of the System. System benefits are established under the provisions of RSSL. Once a public employer elects to participate in the System, the election is irrevocable. The New York State Constitution provides that pension membership is a contractual relationship and plan benefits cannot be diminished or impaired. Benefits can be changed for future members only by enactment of a state Statute. The School District also participates in the Public Employees' Group Life Insurance Plan (GLIP), which provides death benefits in the form of life insurance. The System is included in the state's financial report as a pension trust fund. That report, including information with regard to benefits provided, may be found at www.osc.state.ny.us/retire/publications/index.php or obtained by writing to the New York State and Local Retirement System, 110 State Street, Albany, New York 12244.

Generally, Tier 3, 4, and 5 members must contribute 3% of their salary to the System. As a result of Article 19 of the RSSL, eligible Tier 3 and 4 employees, with a membership date on or after July 27, 1973, who have ten or more years of membership or credited service with the System, are not required to contribute. Members cannot be required to begin making contributions or to make increased contributions beyond what was required when membership began. For Tier 6 members, the contribution rate varies from 3% to 6% depending on salary. Generally, Tier 5 and 6 members are required to contribute for all years of service.

Summary of Significant Accounting Policies

The Systems' financial statements from which the Systems' fiduciary respective net position is determined are prepared using the accrual basis of accounting. System member contributions are recognized when due and the employer has a legal requirement to provide the contributions. Benefits and refunds are recognized when due and payable in accordance with the terms of the plan. Investments are reported at fair value. For detailed information on how investments are valued, please refer to the Systems' annual reports.

WEST GENESEE CENTRAL SCHOOL DISTRICT

NOTES TO FINANCIAL STATEMENTS

JUNE 30, 2020

Note 10 Pension Obligations - New York State and Local Employees' Retirement System (ERS) and the New York State Teachers' Retirement (TRS) (the Systems) - Continued

Contributions

Contributions for the current year and two preceding plan years were equal to 100% of the contributions required, and were as follows:

	<u>ERS</u>	<u>TRS</u>
2020	\$ 1,327,415	\$ 3,955,362
2019	1,246,558	3,485,983
2018	1,277,718	4,012,549

Pension Liabilities, Pension Expense, and Deferred Outflows of Resources and Deferred Inflows of Resources Related to Pensions

At June 30, 2020, the School District reported the following asset/liability for its proportionate share of the net pension asset/liability for each of the Systems. The net pension asset/liability was measured as of March 31, 2020 for ERS and June 30, 2019 for TRS. The total pension asset/liability used to calculate the net pension asset/liability was determined by an actuarial valuation. The School District's proportionate share of the net pension asset/liability was based on a projection of the School District's long-term share of contributions to the Systems relative to the projected contributions of all participating members, actuarially determined. This information was derived from reports provided to the School District by the ERS and TRS Systems.

	<u>ERS</u>	<u>TRS</u>
Actuarial Valuation Date	4/01/2019	6/30/2018
Net Pension Liability/Asset	\$ 26,480,579,097	\$(2,598,006,772)
School District's Proportionate Share of the Plan's Total Net Pension Liability/Asset	7,673,427	(5,797,001)
School District's Share of the Net Pension Liability/Asset	0.0289776%	0.223133%

WEST GENESEE CENTRAL SCHOOL DISTRICT

NOTES TO FINANCIAL STATEMENTS

JUNE 30, 2020

Note 10 Pension Obligations - New York State and Local Employees' Retirement System (ERS) and the New York State Teachers' Retirement (TRS) (the Systems) - Continued

Pension Liabilities, Pension Expense, and Deferred Outflows of Resources and Deferred Inflows of Resources Related to Pensions - Continued

For the year ended June 30, 2020, the School District recognized pension expense of \$2,739,498 for ERS and \$7,034,943 for TRS in the District-wide financial statements. At June 30, 2020 the School District's reported deferred outflows of resources and deferred inflows of resources related to pensions from the following sources:

	Deferred Outflows of Resources		Deferred Inflows of Resources	
	ERS	TRS	ERS	TRS
Differences Between Expected and Actual Experience	\$ 451,612	\$ 3,928,479	\$	\$ 431,076
Changes of Assumptions	154,506	10,951,311	133,414	2,670,239
Net Differences Between Projected and Actual Earnings on Pension Plan Investments	3,933,772			4,648,896
Changes in Proportion and Differences Between the School District's Contributions and Proportionate Share of Contributions	366,210	53,913	54,469	675,738
School District's Contributions Subsequent to the Measurement Date	345,009	3,429,319		
Total	\$ 5,251,109	\$ 18,363,022	\$ 187,883	\$ 8,425,949

School District contributions subsequent to the measurement date, reported as deferred outflows of resources, will be recognized as a reduction of the net pension asset/liability in the year ending June 30, 2021. Other amounts reported as deferred outflows of resources and deferred inflows of resources related to pensions will be recognized in pension expense as follows:

Year Ending	ERS	TRS
2021	\$ 856,900	\$2,488,599
2022	1,207,337	32,367
2023	1,482,765	2,479,093
2024	1,171,215	1,619,442
2025 and Thereafter	-	(111,747)

WEST GENESEE CENTRAL SCHOOL DISTRICT

NOTES TO FINANCIAL STATEMENTS

JUNE 30, 2020

Note 10 Pension Obligations - New York State and Local Employees' Retirement System (ERS) and the New York State Teachers' Retirement (TRS) (the Systems) - Continued

Actuarial Assumptions

The total pension liability as of the valuation date was determined by using an actuarial valuation as noted in the table below, with update procedures used to roll forward the total pension liability to the measurement date. The actuarial valuations used the following actuarial assumptions.

Significant actuarial assumptions used in the valuations were as follows:

	<u>ERS</u>	<u>TRS</u>
Measurement Date	March 31, 2020	June 30, 2019
Actuarial Valuation Date	April 1, 2019	June 30, 2018
Interest Rate	6.8%	7.1%
Salary Increases	4.2%	1.9% - 4.72%
Cost of Living Adjustments	1.3%	1.3%
Inflation Rate	2.5%	2.2%

For ERS, annuitant mortality rates are based on April 1, 2010 - March 31, 2015 System experience with adjustments for mortality improvements based on the Society of Actuaries' Scale MP-2018. For TRS, annuitant mortality rates are based on plan member experience with adjustments for mortality improvements based on Society of Actuaries Scale MP-2018, applied on a generational basis.

For ERS, the actuarial assumptions used in the April 1, 2019 valuation are based on the results of an actuarial experience study for the period April 1, 2010 - March 31, 2015. For TRS, the actuarial assumptions used in the June 30, 2018 valuation were based on the results of an actuarial experience study for the period July 1, 2009 - June 30, 2014.

WEST GENESEE CENTRAL SCHOOL DISTRICT

NOTES TO FINANCIAL STATEMENTS

JUNE 30, 2020

Note 10 Pension Obligations - New York State and Local Employees' Retirement System (ERS) and the New York State Teachers' Retirement (TRS) (the Systems) - Continued

Actuarial Assumptions - Continued

For ERS, the long-term rate of return on pension plan investments was determined using a building block method in which best estimate ranges of expected future real rates of return (expected returns net of investment expense and inflation) are developed for each major asset class. These ranges are combined to produce the long-term expected rate of return by weighting the expected future real rates of return by each the target asset allocation percentage and by adding expected inflation. For TRS, long-term expected rate of return on pension plan investments was determined in accordance with Actuarial Standard of Practice (ASOP) No. 27, Selection of Economic Assumptions for Measuring Pension Obligations. ASOP No. 27 provides guidance on the selection of an appropriate assumed investment rate of return. Consideration was given to expected future real rates of return (expected returns, net of pension plan investment expense and inflation) for each major asset class as well as historical investment data and plan performance. Best estimates of the arithmetic real rates of return for each major asset class included in the target asset allocation are summarized as follows.

Measurement Date	ERS	TRS
	March 31, 2020	June 30, 2019
Asset Type		
Domestic Equities	4.1%	6.3%
International Equities	6.2%	7.8%
Global Equities		7.2%
Real Estate	5.0%	4.6%
Private Equity/Alternative Investments	6.8%	9.9%
Absolute Return Strategies	3.3%	
Opportunistic Portfolio	4.7%	
Real Assets	6.0%	
Cash	0.0%	
Inflation-Indexed Bonds	0.5%	
Domestic Fixed Income Securities		1.3%
Global Fixed Income Securities		0.9%
Private Debt		6.5%
Real Estate Debt		2.9%
High-Yield Fixed Income Securities		3.6%
Mortgages and Bonds	0.8%	
Short-Term		0.3%

WEST GENESEE CENTRAL SCHOOL DISTRICT

NOTES TO FINANCIAL STATEMENTS JUNE 30, 2020

Note 10 Pension Obligations - New York State and Local Employees' Retirement System (ERS) and the New York State Teachers' Retirement (TRS) (the Systems) - Continued

Discount Rate

The discount rate used to calculate the total pension asset/liability was 6.8% for ERS and 7.1% for TRS. The projection of cash flows used to determine the discount rate assumes that contributions from plan members will be made at the current contribution rates and contributions from employers will be made at statutorily required rates, actuarially. Based on the assumptions, the Systems' fiduciary net position was projected to be available to make all projected future benefit payments of current plan members. Therefore, the long-term expected rate of return on pension plan investments was applied to all periods of projected benefit payments to determine the total pension asset/liability.

Sensitivity of the Proportionate Share of the Net Pension Asset/Liability to the Discount Rate Assumption

The following presents the School District's proportionate share of the net pension asset/liability calculated using the discount rate of 6.8% for ERS and 7.1% for TRS, as well as what the School District's proportionate share of the net pension asset/liability would be if it were calculated using a discount rate that is 1-percentage point lower or higher than the current rate:

	1% Decrease	Current Assumption	1% Increase
ERS	(5.8%)	(6.8%)	(7.8%)
School District's Proportionate Share of the Net Pension Asset/Liability	\$ 14,082,905	\$ 7,673,427	\$ 1,770,271
TRS	(6.1%)	(7.1%)	(8.1%)
School District's Proportionate Share of the Net Pension Asset/Liability	\$ 26,167,056	\$ (5,797,001)	\$ (32,611,238)

Pension Plan Fiduciary Net Position

The components of the current-year net pension asset/liability of the employers as of the respective valuation dates were as follows.

	Dollars in Thousands	
	ERS	TRS
Measurement Date	March 31, 2020	June 30, 2019
Employers' Total Pension	\$ 194,596,261	\$ 119,879,474
Plan Net Position	(168,115,682)	(122,477,481)
Employers' Net Pension Asset/Liability	\$ 26,480,579	\$ (2,598,007)
Ratio of Plan Net Position to the Employers' Total Pension Asset/Liability	86.4%	102.2%

WEST GENESEE CENTRAL SCHOOL DISTRICT

NOTES TO FINANCIAL STATEMENTS

JUNE 30, 2020

Note 10 Pension Obligations - New York State and Local Employees' Retirement System (ERS) and the New York State Teachers' Retirement (TRS) (the Systems) - Continued

Payables to the Pension Plan

For ERS, employer contributions are paid annually based on the System's fiscal year which ends on March 31. Employee contributions are remitted monthly. Accrued retirement contributions as of June 30, 2020 represent the projected employer contribution for the period of April 1, 2020 through June 30, 2020 based on estimated ERS wages multiplied by the employer's contribution rate, by tier. Accrued retirement contributions as of June 30, 2020 amounted to \$380,117.

For TRS, employer and employee contributions for the fiscal year ended June 30, 2020 are paid to the System in September, October, and November 2020 through a state aid intercept. Accrued retirement contributions as of June 30, 2020 represent employee and employer contributions for the fiscal year ended June 30, 2020 based on paid TRS wages multiplied by the employer's contribution rate, by tier and employee contributions for the fiscal year as reported to the TRS System. Accrued retirement contributions as of June 30, 2020 amounted to \$3,656,437.

Current Year Activity

The following is a summary of current year activity:

	Beginning Balance	Change	Ending Balance
ERS			
Net Pension Liability	\$ 2,122,520	\$ 5,550,907	\$ 7,673,427
Deferred Outflows of Resources	(1,661,809)	(3,589,300)	(5,251,109)
Deferred Inflows of Resources	699,000	(511,117)	187,883
Subtotal	<u>1,159,711</u>	<u>1,450,490</u>	<u>2,610,201</u>
TRS			
Net Pension Asset	\$ (3,948,843)	\$ (1,848,158)	\$ (5,797,001)
Deferred Outflows of Resources	(20,776,262)	2,413,240	(18,363,022)
Deferred Inflows of Resources	5,389,860	3,036,089	8,425,949
Subtotal	<u>(19,335,245)</u>	<u>3,601,171</u>	<u>(15,734,074)</u>
Total	<u>\$ (18,175,534)</u>	<u>\$ 5,051,661</u>	<u>\$ (13,123,873)</u>

WEST GENESEE CENTRAL SCHOOL DISTRICT

NOTES TO FINANCIAL STATEMENTS

JUNE 30, 2020

Note 11 Postemployment Benefits Other Than Pensions (OPEB)

General Information About the OPEB Plan (Plan)

Plan Description - The Plan is a single employer, defined benefit healthcare plan administered by Excellus Blue Cross Blue Shield. No assets are accumulated in a trust that meets the criteria in paragraph 4 of GASB Statement No. 75. The Plan does not issue separate financial statements, as there are no assets legally segregated for the sole purpose of paying benefits under the plan.

Benefits Provided - The School District provides healthcare benefits for eligible retirees and their spouses. Benefit provisions are established through negotiations between the School District and bargaining units and are renegotiated each as each contract expires.

Employees Covered by Benefit Terms - At June 30, 2020, the following employees were covered by the benefit terms:

Inactive Employees or Beneficiaries	
Currently Receiving Benefit Payments	168
Inactive Employees Entitled to	
But Not Yet Receiving Benefit Payments	-
Active Employees	<u>594</u>
Total	<u>762</u>

The School District's total OPEB liability of \$31,059,503 was measured as of July 1, 2019, and was determined by an actuarial valuation as of July 1, 2018.

Actuarial Assumptions and Other Inputs - The total OPEB liability in the July 1, 2020 actuarial valuation was determined using the following actuarial assumptions and other inputs, applied to all periods included in the measurement, unless otherwise specified:

Long-Term Bond Rate:	3.50%
Single Discount Rate	3.50%
Salary Scale	4.00%
Rate of Inflation	2.40%
Marital Assumption	70.00%
Participation Rate	100.00%
Healthcare Cost Trend Rates	8.00% for 2020, Decreasing to an Ultimate Rate of 3.94% in 2089

The single discount rate above is based on the Bond Buyer Weekly 20-Bond GO Index.

The RPH-2014 Mortality Table for employees, sex distinct, with generational mortality adjusted to 2006 using scale MP-2014, and projected forward with scale MP-2018.

WEST GENESEE CENTRAL SCHOOL DISTRICT

NOTES TO FINANCIAL STATEMENTS JUNE 30, 2020

Note 11 Postemployment Benefits Other Than Pensions (OPEB) - Continued

Total OPEB Liability

Rates of turnover and retirement rates are based on rates of decrement due to turnover and retirement based on the experience under the New York State and Local Retirement System as prepared by the Department of Civil Service's actuarial consultant in the report titled, Development of Recommended Actuarial Assumptions for New York State/SUNY GASB 45 Valuation (December 2017). Please refer to Exhibits 6-1 through 6-4 for the complete turnover tables.

Retirement rates are based on tables used by the New York State Teachers' Retirement System and New York State and Local Retirement System.

The actuarial assumptions used in the July 1, 2018 valuation were consistent with the requirements of GASB Statement No. 75 and Actuarial Standards of Practice (ASOPs).

Changes in the Total OPEB Liability

	Total OPEB Liability
Balance at June 30, 2019	<u>\$ 28,045,763</u>
Changes for the Year	
Service Cost	1,618,695
Interest Cost	1,127,787
Changes of Benefit Terms	-
Differences Between Expected and Actual Experience	-
Changes in Assumptions	1,312,567
Benefit Payments	<u>(1,045,309)</u>
Net Change	<u>3,013,740</u>
Balance at June 30, 2020	<u>\$ 31,059,503</u>

Sensitivity of the total OPEB liability to changes in the discount rate - The following presents the total OPEB liability of the School District, as well as what the School District's total OPEB liability would be if it were calculated using a discount rate that is 1 percentage point lower (2.87%) or 1 percentage-point higher (4.87%) than the current discount rate:

	1% Decrease (2.50%)	Discount Rate (3.50%)	1% Increase (4.50%)
Total OPEB Liability	\$ 33,842,278	\$ 31,059,503	\$ 28,467,772

Changes of assumptions and other inputs reflect a change in the discount rate from 3.87% in 2019 to 3.50% in 2020.

WEST GENESEE CENTRAL SCHOOL DISTRICT

NOTES TO FINANCIAL STATEMENTS

JUNE 30, 2020

Note 11 Postemployment Benefits Other Than Pensions (OPEB) - Continued

Changes in the Total OPEB Liability - Continued

Sensitivity of the Total OPEB Liability to Changes in the Healthcare Cost Trend Rate - The following presents the total OPEB liability of the School District, as well as what the School District's total OPEB liability would be if it were calculated using a healthcare cost trend rate that is 1 percentage point lower or 1 percentage point higher than the current healthcare cost trend rate.

	Healthcare Cost		
	1% Decrease	Trend Rate	1% Increase
	(7.00% to 2.94%)	(8.00% to 3.94%)	(9.00% to 4.94%)
Total OPEB Liability	\$ 26,996,228	\$ 31,059,503	\$ 35,926,135

OPEB Expense and Deferred Outflows of Resources and Deferred Inflows of Resources Related to OPEB

For the year ended June 30, 2020, the School District recognized OPEB expense of \$2,689,206.

At June 30, 2020, the School District reported deferred outflows of resources and deferred inflows of resources related to OPEB from the following sources:

	Deferred Outflows of Resources	Deferred Inflows of Resources
Differences Between Expected and Actual Experience	\$ -	\$ 291,803
Changes in Assumptions or Other Inputs	1,211,765	919,875
Contributions Subsequent to Measurement Date	970,521	-
Total	<u>\$2,182,286</u>	<u>\$1,211,678</u>

School District contributions subsequent to the measurement date, reported as deferred outflows of resources, will be recognized as a reduction of the OPEB liability in the year ending June 30, 2021. Amounts reported as deferred outflows of resources and deferred inflows of resources related to OPEB will be recognized in OPEB expense as follows:

<u>Fiscal Year Ending June 30,</u>	<u>Amount</u>
2021	\$ (57,276)
2022	(57,276)
2023	(57,276)
2024	(57,276)
2025	(57,276)
2026 and Thereafter	286,467

WEST GENESEE CENTRAL SCHOOL DISTRICT

NOTES TO FINANCIAL STATEMENTS

JUNE 30, 2020

Note 11 Postemployment Benefits Other Than Pensions (OPEB) - Continued

Current Year Activity

The following is a summary of current year activity:

	<u>Beginning Balance</u>	<u>Change</u>	<u>Ending Balance</u>
OPEB Liability	\$ 28,045,763	\$ 3,013,740	\$ 31,059,503
Deferred Outflows of Resources	(1,115,633)	(1,066,653)	(2,182,286)
Deferred Inflows of Resources	1,440,080	(228,402)	1,211,678
Total	<u>\$ 28,370,210</u>	<u>\$ 1,718,685</u>	<u>\$ 30,088,895</u>

Note 12 Commitments and Contingencies

Risk Financing and Related Insurance

General Information

The School District is exposed to various risks of loss related to, but not limited to, torts; theft of, damage to, and destruction of assets; injuries to employees; errors and omissions; natural disasters. These risks are covered by commercial insurance purchased from independent third parties. Settled claims from these risks have not exceeded commercial insurance coverage for the past three years.

Health Insurance

The School District incurs costs related to an employee health insurance plan (Plan) sponsored by BOCES and its component districts. The Plan's objectives are to formulate, develop, and administer a program of insurance to obtain lower costs for that coverage, and to develop a comprehensive loss control program.

Districts joining the Plan must remain members for a minimum of one year; a member district may withdraw from the Plan after that time by providing notice to the Plan prior to the May 1 immediately preceding the commencement of the next school year. Plan members include 23 districts, with the School District bearing a proportionate share of the Plan's assets and claims liabilities. Plan members are subject to a supplemental assessment in the event of deficiencies. If the Plan's assets were to be exhausted, members would be responsible for the Plan's liabilities.

The Plan uses a reinsurance agreement to reduce its exposure to large losses on insured events. Reinsurance permits recovery of a portion of losses from the reinsurer, although it does not discharge the liability of the Plan as direct insurer of the risks reinsured.

The Plan establishes a liability for both reported and unreported insured events, which includes estimates of both future payments of losses and related claim adjustment expenses. However, because actual claims costs depend on complex factors, the process used in computing claims liabilities does not necessarily result in an exact amount.

WEST GENESEE CENTRAL SCHOOL DISTRICT

NOTES TO FINANCIAL STATEMENTS

JUNE 30, 2020

***Note 12* Commitments and Contingencies - Continued**

Risk Financing and Related Insurance - Continued

Health Insurance - Continued

Such claims are based on the ultimate cost of claims (including future claim adjustment expenses) that have been reported, but not settled, and claims that have been incurred but not reported. Adjustments to claims liabilities are charged or credited to expense in the periods in which they are made.

During the year ended June 30, 2020, the School District incurred premiums or contribution expenditures totaling \$10,105,667. Plan financial statements may be obtained from the Onondaga-Cortland-Madison BOCES administration office at 110 Elwood Davis Road, Liverpool, New York 13088.

Workers' Compensation

The School District incurs costs related to workers' compensation claims as a member of the OCM BOCES Workers' Compensation Consortium (the Consortium). The Consortium's objectives are to formulate, develop, and administer a program of insurance to obtain lower costs for that coverage, and to develop a comprehensive loss control program. School districts joining the Consortium must remain members for a minimum of two years; a member may withdraw from the Consortium after that time.

Consortium members include 31 school districts, with the School District bearing a share of the Consortium's assets and claims liabilities. Consortium members are subject to a supplemental assessment in the event of deficiencies. If the Consortium's assets were to be exhausted, members would be responsible for the Consortium's liabilities. The Consortium uses a reinsurance agreement to reduce its exposure to large losses on insured events. Reinsurance permits recovery of a portion of losses from the reinsurer, although it does not discharge the liability of the Consortium as direct insurer of the risks reinsured.

The Plan establishes a liability for both reported and unreported insured events, which includes estimates of both future payments of losses and related claim adjustment expenses. However, because actual claims costs depend on complex factors, the process used in computing claims liabilities does not necessarily result in an exact amount. Such claims are based on the ultimate cost of claims (including future claim adjustment expenses) that have been reported but not settled and claims that have been incurred but not reported. Adjustments to claims liabilities are charged or credited to expense in the periods in which they are made.

During the year ended June 30, 2020, the School District incurred premiums or contribution expenditures totaling \$873,581.

The Consortium financial statements may be obtained from the Onondaga-Cortland-Madison BOCES administration office at 110 Elwood Davis Road, Liverpool, New York 13088.

WEST GENESEE CENTRAL SCHOOL DISTRICT

NOTES TO FINANCIAL STATEMENTS JUNE 30, 2020

Note 12 Commitments and Contingencies - Continued

Risk Financing and Related Insurance - Continued

Other Items

The School District has received grants which are subject to audit by agencies of the state and federal governments. Such audits may result in disallowances and a request for a return of funds. Based on prior audits, School District administration believes disallowances, if any, will be immaterial.

Contingencies

Numerous real estate tax certiorari proceedings are presently pending against the Town of Camillus on grounds of alleged inequality of assessment. Adverse decisions to the town could have a substantial impact through the reduction of assessments and tax refunds to successful litigants. The School District is the principal recipient of property taxes levied under the assessments and would be responsible for such liabilities, if any. The School District has reserved \$763,016 of fund balance in the General Fund for tax certiorari claims.

Note 13 Fund Balance Detail

At June 30, 2020, fund balances in the governmental funds were as follows:

	General Fund	Capital Projects Fund Buses	Capital Projects Fund - Construction	School Lunch Fund
Nonspendable				
Inventory	\$ -	\$ -	\$ -	\$ 35,745
Total Nonspendable Fund Balance	\$ -	\$ -	\$ -	\$ 35,745
Restricted				
Tax Certiorari Reserve	\$ 763,016	\$ -	\$ -	\$ -
Unemployment Insurance Reserve	226,279			
Retirement Contribution Reserve	1,599,893			
Reserve for TRS	260,530			
Employee Benefit Accrued Liability Reserve	2,758,289			
Capital Reserve	712,717			
Workers Compensation Reserve	111,662			
School Lunch				125,512
Total Restricted Fund Balance	\$ 6,432,386	\$ -	\$ -	\$ 125,512
Assigned				
Appropriated for Next Year's Budget	\$ 1,400,000	\$ -	\$ -	\$ -
Encumbered for:				
General Support	1,069,283			
Instruction	381,307			
Pupil Transportation	8,667			
Employee Benefits	248			
Total Assigned Fund Balance	\$ 2,859,505	\$ -	\$ -	\$ -

WEST GENESEE CENTRAL SCHOOL DISTRICT

NOTES TO FINANCIAL STATEMENTS JUNE 30, 2020

Note 14 Restricted Fund Balances

Portions of fund balance are reserved and not available for current expenditures as reported in the Governmental Funds Balance Sheet. The balances and activity for the year ended June 30, 2020 of the General Fund reserves were as follows.

<u>General Fund</u>	<u>Beginning Balance</u>	<u>Additions</u>	<u>Interest Earned</u>	<u>Appropriated</u>	<u>Ending Balance</u>
Tax Certiorari Reserve	\$ 757,429	\$	\$ 5,587	\$	\$ 763,016
Workers Compensation Reserve	109,942		1,720		111,662
Unemployment Insurance Reserve	238,291		926	(12,938)	226,279
Reserve for TRS	-	260,530			260,530
Retirement Contribution Reserve	1,588,070		11,823		1,599,893
Employee Benefit					
Accrued Liability Reserve	2,842,612		20,528	(104,851)	2,758,289
Capital Reserve	707,498		5,219		712,717
Total	<u>\$6,243,842</u>	<u>\$ 260,530</u>	<u>\$ 45,803</u>	<u>\$ (117,789)</u>	<u>\$6,432,386</u>

Note 15 Stewardship, Compliance, and Accountability

The Capital Projects Fund - Buses had a deficit balance of \$4,041,440 at June 30, 2020. This deficit will be eliminated when short-term financing is converted to long-term debt.

The Capital Projects Fund - Construction had a deficit balance of \$1,788,107 at June 30, 2020. This deficit will be eliminated when short-term financing is converted to long-term debt.

Deficit Net Position

At June 30, 2020, the District-wide Statement of Net Position had an unrestricted net deficit of \$21,866,008. This is a result of the requirement to record other postemployment benefit liability with no requirement or mechanism to fund this liability (see Note 11). The deficit is not expected to be eliminated during the normal course of operations.

Note 16 Tax Abatements

For the year ended June 30, 2020, the School District was subject to tax abatements negotiated by the Onondaga County Industrial Development Agency (OCIDA) and the Town of Camillus, New York (the Town).

OCIDA entered into various property tax abatement programs for the purpose of economic development. The School District property tax revenue was reduced by \$261,955. The School District received Payment in Lieu of Tax (PILOT) payments totaling \$669,743.

The Town also entered into a property tax abatement program for the purpose of economic development. School District property tax revenue was reduced by \$32,841. The School District received Payment in Lieu of Tax (PILOT) payments totaling \$19,481.

WEST GENESEE CENTRAL SCHOOL DISTRICT

NOTES TO FINANCIAL STATEMENTS

JUNE 30, 2020

Note 17 **Subsequent Events**

On July 2, 2020, the School District issued a serial bond in the amount of \$2,785,000 with an interest rate of 2.0%. On July 16, 2020 and July 23, 2020, the School District issued bond anticipation notes in the amount of \$1,960,000 and \$1,600,500, respectively, both with an interest rate of 2.0%.

Note 18 **Uncertainty**

In March 2020, the COVID-19 coronavirus outbreak was declared a pandemic. Actions taken around the world to help mitigate the spread of the coronavirus included quarantines in certain areas and forced closures for certain types of public places and businesses. The coronavirus and actions taken to mitigate it have had, and are expected to continue to have, an adverse impact on the economies on the area in which the School District operates. The School District completed the school year in an online learning format and is beginning the 2020-2021 academic year in a partially online format. While it is unknown how long these conditions will last and what the complete financial effect will be, the School District expects disruptions to businesses and residents and potential effects to state government funding, which could negatively impact operating results in future periods.

WEST GENESEE CENTRAL SCHOOL DISTRICT

SCHEDULE OF REVENUES COMPARED TO BUDGET (NON-U.S. GAAP) GENERAL FUND FOR THE YEAR ENDED JUNE 30, 2020

	Original Budget	Final Budget	Actual	Variance Favorable (Unfavorable)
REVENUES				
Local Sources				
Real Property Taxes	\$ 41,943,425	\$ 41,943,425	\$ 42,561,131	\$ 617,706
Real Property Tax Items	8,756,295	8,756,296	8,163,807	(592,489)
Nonproperty Taxes	135,000	135,000	156,437	21,437
Charges For Services	812,150	812,150	670,220	(141,930)
Use Of Money and Property	170,000	170,000	302,123	132,123
Sale Of Property and Compensation For Loss	50,000	50,000	257,743	207,743
Miscellaneous	439,000	470,099	819,273	349,174
Total Local Sources	52,305,870	52,336,970	52,930,734	593,764
State Sources				
State Sources	36,456,065	36,606,065	37,045,497	439,432
Medicaid Reimbursement	325,000	325,000	375,124	50,124
Total Revenues	89,086,935	89,268,035	90,351,355	1,083,320
OTHER FINANCING SOURCES				
Operating Transfers In	-	-	31,178	31,178
Total Revenues and Other Financing Sources	89,086,935	89,268,035	\$ 90,382,533	\$ 1,114,498
Appropriated Fund Balance	1,400,000	1,400,000		
Appropriated Reserves	-	117,788		
Designated Fund Balance and Encumbrances Carried Forward from Prior Year	1,722,087	1,722,087		
Total Revenues, Appropriated Reserves, and Designated Fund Balance	\$ 92,209,022	\$ 92,507,910		

See Notes to Required Supplementary Information

WEST GENESEE CENTRAL SCHOOL DISTRICT

SCHEDULE OF EXPENDITURES COMPARED TO BUDGET (NON-U.S. GAAP) GENERAL FUND FOR THE YEAR ENDED JUNE 30, 2020

	<u>Original Budget</u>	<u>Final Budget</u>
EXPENDITURES		
General Support		
Board of Education	\$ 38,711	\$ 35,213
Central Administration	252,892	255,342
Finance	705,600	751,626
Staff	559,874	516,802
Central Services	5,036,121	5,568,947
Special Items	714,875	698,725
Total General Support	<u>7,308,073</u>	<u>7,826,655</u>
Instruction		
Instruction, Administration, and Improvement	2,886,485	2,891,490
Teaching - Regular School	28,923,609	28,915,966
Programs for Children with Handicapping Conditions	11,736,295	12,696,037
Occupational Education	651,240	651,240
Teaching - Special School	246,765	242,266
Instructional Media	3,466,154	3,573,037
Pupil Services	4,538,713	3,511,490
Total Instruction	<u>52,449,261</u>	<u>52,481,526</u>
Pupil Transportation	5,878,775	5,357,912
Employee Benefits	19,153,763	19,398,181
Debt Service		
Principal	5,829,815	5,829,815
Interest	1,514,335	1,445,039
Total Debt Service	<u>7,344,150</u>	<u>7,274,854</u>
Total Expenditures	<u>92,134,022</u>	<u>92,339,128</u>
OTHER FINANCING USES		
Operating Transfers Out	75,000	168,782
Total Expenditures and Other Financing Uses	<u>\$ 92,209,022</u>	<u>\$ 92,507,910</u>
Net Change in Fund Balances		
Fund Balance - Beginning of Year		
Fund Balance - End of Year		

See Notes to Required Supplementary Information

<u>Actual</u>	<u>Encumbrances</u>	<u>Variance Favorable (Unfavorable)</u>
\$ 27,152	\$ 388	\$ 7,673
252,198	130	3,014
739,573	125	11,928
496,160	14,389	6,253
4,451,557	1,021,422	95,968
654,288	32,829	11,608
6,620,928	1,069,283	136,444
2,818,059	100	73,331
28,564,218	121,390	230,358
12,490,021	93,118	112,898
651,236		4
237,672		4,594
3,373,205	160,915	38,917
3,440,762	5,784	64,944
51,575,173	381,307	525,046
5,317,049	8,667	32,196
19,387,260	248	10,673
5,829,815		-
1,445,033		6
7,274,848	-	6
90,175,258	1,459,505	704,365
168,778	-	4
90,344,036	\$ 1,459,505	\$ 704,369
38,497		
12,941,155		
\$ 12,979,652		

WEST GENESEE CENTRAL SCHOOL DISTRICT

SCHEDULE OF SCHOOL DISTRICT'S CONTRIBUTIONS NYSLRS PENSION PLAN FOR THE LAST 10 FISCAL YEARS

	<u>2020</u>	<u>2019</u>	<u>2018</u>
Contractually Required Contribution	\$ 1,327,415	\$ 1,246,558	\$ 1,277,718
Contributions in Relation to the Contractually Required Contribution	(1,327,415)	(1,246,558)	(1,277,718)
Contribution Deficiency (Excess)	-	-	-
School District's Covered Employee Payroll for Year Ending June 30,	9,585,605	9,166,140	9,168,673
Contributions as a Percentage of Covered Employee Payroll	13.8%	13.6%	13.9%

* Information Not Readily Available

SCHEDULE OF SCHOOL DISTRICT'S CONTRIBUTIONS NYSTRS PENSION PLAN FOR THE LAST 10 FISCAL YEARS

	<u>2020</u>	<u>2019</u>	<u>2018</u>
Contractually Required Contribution	\$ 3,429,319	\$ 3,955,362	\$ 3,485,983
Contributions in Relation to the Contractually Required Contribution	(3,429,319)	(3,955,362)	(3,485,983)
Contribution Deficiency (Excess)	-	-	-
School District's Covered Employee Payroll for Year Ending June 30,	38,705,632	37,244,463	35,571,255
Contributions as a Percentage of Covered Employee Payroll	8.9%	10.6%	9.8%

See Notes to Required Supplementary Information

<u>2017</u>	<u>2016</u>	<u>2015</u>	<u>2014</u>	<u>2013</u>	<u>2012</u>	<u>2011</u>
\$ 1,204,609	\$ 1,312,531	\$ 1,473,049	\$ 1,497,113	\$ 1,443,582	\$ 1,090,789	\$ 822,201
(1,204,609)	(1,312,531)	(1,473,049)	(1,497,113)	(1,443,582)	(1,090,789)	(822,201)
-	-	-	-	-	-	-
8,436,411	8,093,059	7,782,635	7,742,154	7,670,843	7,212,369	7,509,327
14.3%	16.2%	18.9%	19.3%	18.8%	15.1%	10.9%

<u>2017</u>	<u>2016</u>	<u>2015</u>	<u>2014</u>	<u>2013</u>	<u>2012</u>	<u>2011</u>
\$ 4,012,549	\$ 4,325,613	\$ 5,523,431	\$ 5,114,078	\$ 3,534,384	\$ 3,262,565	\$ 2,674,852
(4,012,549)	(4,325,613)	(5,523,431)	(5,114,078)	(3,534,384)	(3,262,565)	(2,674,852)
-	-	-	-	-	-	-
34,236,766	32,621,516	31,508,448	31,471,249	29,851,216	29,366,022	31,030,766
11.7%	13.3%	17.5%	16.3%	11.8%	11.1%	8.6%

WEST GENESEE CENTRAL SCHOOL DISTRICT

SCHEDULE OF THE SCHOOL DISTRICT'S PROPORTIONATE SHARE OF THE NET PENSION ASSET/LIABILITY NYSLRS PENSION PLAN FOR THE YEARS ENDED JUNE 30,

	2020	2019
School District's Proportion of the Net Pension Asset/Liability	0.0289776%	0.0299566%
School District's Proportionate Share of the Net Pension Asset/Liability	\$ 7,673,427	\$ 2,122,520
School District's Covered Employee Payroll During the Measurement Period	9,507,037	9,168,673
School District's Proportionate Share of the Net Pension Asset/Liability as a Percentage of its Covered Employee Payroll	80.7%	23.1%
Plan Fiduciary Net Position as a Percentage of the Total Pension Asset/Liability	86.4%	96.3%

SCHEDULE OF THE SCHOOL DISTRICT'S PROPORTIONATE SHARE OF THE NET PENSION ASSET/LIABILITY NYSTRS PENSION PLAN FOR THE YEARS ENDED JUNE 30,

	2020	2019
School District's Proportion of the Net Pension Asset/Liability	0.2231330%	0.2183780%
School District's Proportionate Share of the Net Pension Asset/Liability	\$ (5,797,001)	\$ (3,948,843)
School District's Covered Employee Payroll During the Measurement Period	37,244,463	35,571,255
School District's Proportionate Share of the Net Pension Asset/Liability as a Percentage of its Covered Employee Payroll	15.6%	11.1%
Plan Fiduciary Net Position as a Percentage of the Total Pension Asset/Liability	102.2%	101.5%

See Notes to Required Supplementary Information

<u>2018</u>	<u>2017</u>	<u>2016</u>	<u>2015</u>
0.0289990%	0.0278356%	0.0285582%	0.0281297%
\$ 935,928	\$ 2,615,492	\$ 4,583,670	\$ 950,292
8,806,638	8,115,410	7,658,921	7,880,633
10.6%	32.2%	59.8%	12.1%
98.2%	94.7%	90.7%	97.9%

<u>2018</u>	<u>2017</u>	<u>2016</u>	<u>2015</u>
0.216065%	0.211402%	0.209758%	0.213053%
\$(1,642,305)	\$ 2,264,208	\$(21,787,138)	\$(23,732,780)
34,236,766	32,621,516	31,508,448	31,471,249
4.8%	6.9%	69.1%	75.4%
100.7%	99.0%	110.5%	111.5%

WEST GENESEE CENTRAL SCHOOL DISTRICT

SCHEDULE OF CHANGES IN THE SCHOOL DISTRICT'S TOTAL OPEB LIABILITY AND RELATED RATIOS FOR THE LAST 10 FISCAL YEARS

	2020	2019	2018
Service Cost	\$ 1,618,695	\$ 1,127,896	\$ 1,298,011
Interest Cost	1,127,787	917,432	757,316
Changes of Benefit Terms	-	2,729,592	-
Differences Between Expected and Actual Experience	-	(387,163)	-
Changes in Assumptions or Other Inputs Benefit Payments	1,312,567	80,201	(1,462,041)
Benefit Payments	(1,045,309)	(1,557,060)	(1,465,775)
	3,013,740	2,910,898	(872,489)
Total OPEB Liability - Beginning	28,045,763	25,134,865	26,007,354
Total OPEB Liability - Ending	\$ 31,059,503	\$ 28,045,763	\$ 25,134,865
 Covered Employee Payroll	 \$ 47,642,642	 \$ 45,288,557	 \$ 44,760,853
 Total OPEB Liability as a Percentage of Covered Payroll	 65%	 62%	 56%

Changes of assumptions and other inputs reflect the effects of changes in the discount rate each period. The discount rate in effect for this period is 3.50%.

* Information for periods prior to implementation of GASB Statement No. 75 is unavailable and will be completed as it becomes available.

See Notes to Required Supplementary Information

2017	2016	2015	2014	2013	2012	2011
\$ *	\$ *	\$ *	\$ *	\$ *	\$ *	\$ *
*	*	*	*	*	*	*
*	*	*	*	*	*	*
*	*	*	*	*	*	*
*	*	*	*	*	*	*
*	*	*	*	*	*	*
*	*	*	*	*	*	*
\$26,007,354	\$ *	\$ *	\$ *	\$ *	\$ *	\$ *
\$ *	\$ *	\$ *	\$ *	\$ *	\$ *	\$ *
*	*	*	*	*	*	*

WEST GENESEE CENTRAL SCHOOL DISTRICT

NOTES TO REQUIRED SUPPLEMENTARY INFORMATION JUNE 30, 2020

Note 1 **Budget Procedures and Budgetary Accounting**

The School District administration prepares a proposed budget for approval by the Board of Education (Board) for the General Fund for which a legal (appropriated) budget is adopted. The voters of the School District approved the proposed appropriation budget for the General Fund.

Appropriations are adopted at the program line level. Appropriations established by the adoption of the budget constitute a limitation on expenditures (and encumbrances), which may be incurred. Appropriations lapse at the end of the fiscal year unless expended or encumbered. Encumbrances will lapse if not expended in the subsequent year. Supplemental appropriations may occur subject to legal restrictions, if the Board approves them because of a need that exists which was not determined at the time the budget was adopted.

The following supplemental appropriations occurred during the year:

Adopted Budget:	\$ 90,486,935
Prior Year's Encumbrances	1,722,087
Original Budget	<u>92,209,022</u>
Additions:	
Gifts and Donations	31,100
Additional State Aid	150,000
Use of Reserves	<u>117,788</u>
Total Additions	<u>298,888</u>
Final Budget	<u><u>\$ 92,507,910</u></u>

Budgets are adopted annually on a basis consistent with U.S. GAAP. Appropriations authorized for the year are increased by the amount of encumbrances carried forward from the prior year.

An annual legal budget is not adopted for the Special Revenue Funds (Special Aid and School Lunch). Budgetary controls are established in accordance with applicable grant agreements and management estimates.

Note 2 **Reconciliation of the General Fund Budget Basis to U.S. GAAP**

No adjustment is necessary to convert the General Fund's excess of revenues and other sources over expenditures and other uses on the U.S. GAAP basis to the budget basis, as encumbrances are shown in a separate column and are not included in the actual results at June 30, 2020.

Note 3 **Schedule of Changes in the School District's Total OPEB Liability and Related Ratios**

Changes of assumptions and other inputs reflect the effects of changes in the discount rate each period. The following are the discount rates in each period:

2020 - 3.50%
2019 - 3.87%

WEST GENESEE CENTRAL SCHOOL DISTRICT

NOTES TO REQUIRED SUPPLEMENTARY INFORMATION JUNE 30, 2020

Note 4 Schedules of the School District's Proportionate Share of the Net Pension Asset/Liability
The Schedule of the School District's Proportionate Share of the Net Pension Asset/Liability, required supplementary information, presents six years of information. These schedules will present ten years of information as it becomes available from the pension plans.

Note 5 Schedules of School District Contributions - NYSLRS and NYSTRS Pension Plan and Schedules of the School District's Proportionate Share of the Net Pension Asset/Liability

NYSLRS

Changes in Benefit Terms

There were no significant legislative changes in benefits for the April 1, 2019 actuarial valuation.

Changes of Assumptions

There were changes in the economic (investment rate of return, inflation, COLA, and salary scales) and demographic (pensioner mortality and active member decrements) assumptions used in the April 1, 2015 actuarial valuation. The salary scales for both plans used in the April 1, 2018 actuarial valuation were increased by 10%. The interest rate assumption was reduced to 6.8% and the mortality improvement assumption was updated to Societies of Actuaries' Scale MP-2018 for the April 1, 2019 actuarial valuation.

Methods and Assumptions Used in Calculations of Actuarially Determined Contributions

The April 1, 2019 actuarial valuation determines the employer rates for contributions payable in fiscal year 2020. The following actuarial methods and assumptions were used:

Actuarial Cost Method	The System is funded using the Aggregate Cost Method. All unfunded actuarial liabilities are evenly amortized (as a percentage of projected pay) over the remaining worker lifetimes of the valuation cohort.
Asset Valuation Period	Five-year level smoothing of the difference between the actual gain and the expected gain using the assumed investment rate of return.
Inflation	2.5%
Salary Scale	3.8% in ERS, indexed by service.
Investment Rate of Return	6.8% compounded annually, net of investment expenses, including inflation.
Cost of Living Adjustments	1.3% annually.

WEST GENESEE CENTRAL SCHOOL DISTRICT

NOTES TO REQUIRED SUPPLEMENTARY INFORMATION JUNE 30, 2020

Note 5 **Schedules of School District Contributions - NYSLRS and NYSTRS Pension Plan and Schedules of the School District's Proportionate Share of the Net Pension Asset/Liability - Continued**

NYSTRS

Changes in Benefit Terms

Effective with the 2019 actuarial valuation an increase in the NYS Governor's salary limit from \$179,000 to \$200,000 per annum went into effect, impacting Tier 6 members. The Governor's salary limit may ultimately increase to \$250,000 phased in over the next two years.

Changes of Assumptions

Actuarial assumptions are revised periodically to reflect more closely actual, as well as anticipated, future experience. The actuarial assumptions were revised and adopted by the Retirement Board on October 29, 2015 and first used in the 2016 determination of the Total Pension Liability.

The System's long-term rate of return assumption for purposes of the NPL is 7.10%, effective with the 2019 actuarial valuation. For the 2018 and 2017 actuarial valuations, the System's long-term rate of return assumption was 7.25%. For the 2016 actuarial valuation, the System's long-term rate of return assumption was 7.5%. Prior to the 2016 actuarial valuation, the System's long-term rate of return was 8.0%.

The System's assumed annual inflation rate is 2.2%, effective with the 2019 actuarial valuation. For the 2018 and 2017 actuarial valuations, the System's annual inflation assumption was 2.25%. For the 2016 actuarial valuation, the System's annual inflation assumption was 2.5%. Prior to the 2016 actuarial valuation, the System's annual inflation assumption was 3.0%.

Effective with the 2019 actuarial valuation, COLAs are projected to increase at a rate of 1.30% annually. Effective with the 2015 actuarial valuation, COLAs were projected to increase at a rate of 1.50% annually. Prior to the 2015 actuarial valuation, COLAs were projected to increase at a rate of 1.625% annually.

Effective with the 2019 actuarial valuation, the assumed scale for mortality improvement is changed from MP2014 to MP2018.

Effective with the 2019 actuarial valuation, there is a change in the actuarial valuation software that resulted in a slight change in the determination of Entry Age Normal Total Pension Liability and Service Cost.

WEST GENESEE CENTRAL SCHOOL DISTRICT

NOTES TO REQUIRED SUPPLEMENTARY INFORMATION JUNE 30, 2020

Note 5 Schedules of School District Contributions - NYSLRS and NYSTRS Pension Plan and Schedules of the School District's Proportionate Share of the Net Pension Asset/Liability - Continued

Methods and Assumptions Used in Calculations of Actuarially Determined Contributions

The actuarially determined contribution rates in the Schedule of School District's Contributions are calculated as of June 30, two years prior to the end of the fiscal year in which contributions are reported. Unless otherwise noted above, the following actuarial methods and assumptions were used to determine contribution rates reported in the Schedule of the School District's Contributions.

Actuarial Cost Method	The System is funded in accordance with the Aggregate Cost Method, which does not identify nor separately amortize unfunded actuarial liabilities. Costs are determined by amortizing the unfunded present value of benefits over the average future working lifetime of active plan members, which currently for NYSTRS is approximately 13 years.
-----------------------	---

Asset Valuation Method	Five-year phased-in deferred recognition of each year's net investment income/loss in excess of (or less than) the assumed valuation rate of interest at a rate of 20.0% per year, until fully recognized after five years.
------------------------	---

Inflation	2.25%
-----------	-------

Projected Salary Increases	Rates of increase differ based on service. They have been calculated based upon recent NYSTRS member experience.
----------------------------	--

Service	Rate
5	4.72%
15	3.46%
25	2.37%
35	1.90%

Investment Rate of Return	7.25% compounded annually, net of investment expenses, including inflation.
---------------------------	---

Projected Cost of Living Adjustments	1.3% compounded annually.
--------------------------------------	---------------------------

WEST GENESEE CENTRAL SCHOOL DISTRICT

SCHEDULES OF CHANGE FROM ADOPTED BUDGET TO FINAL BUDGET AND THE REAL PROPERTY TAX LIMIT FOR THE YEAR ENDED JUNE 30, 2020

CHANGE FROM ADOPTED BUDGET TO FINAL BUDGET

Adopted Budget	<u>\$90,486,935</u>
Prior Year's Encumbrances	<u>1,722,087</u>
Original Budget	<u>92,209,022</u>
Budget Additions:	
Gifts and Donations	31,100
Additional State Aid	150,000
Use of Reserves	<u>117,788</u>
Use of Unemployment Reserve	
Total Additions	<u>298,888</u>
Final Budget	<u><u>\$92,507,910</u></u>

§1318 OF REAL PROPERTY TAX LAW LIMIT CALCULATION

Next Year's Budget is a Voter Approved Budget	<u><u>\$92,199,225</u></u>
2020-2021 Voter-Approved Expenditure Budget	
Maximum Allowed (4% of 2020-2021 Budget)	<u><u>\$ 3,687,969</u></u>
General Fund Fund Balance Subject to §1318 of Real Property Tax Law	
Unrestricted Fund Balance:	
Assigned Fund Balance	\$ 2,859,505
Unassigned Fund Balance	<u>3,687,761</u>
Total Unrestricted Fund Balance	<u>6,547,266</u>
Less:	
Appropriated Fund Balance	\$ 1,400,000
Encumbrances Included in Committed and Assigned Fund Balance	<u>1,459,505</u>
Total Adjustments	<u>2,859,505</u>
General Fund Fund Balance Subject to §1318 of Real Property Law	<u><u>\$ 3,687,761</u></u>
Actual Percentage	4.00%

WEST GENESEE CENTRAL SCHOOL DISTRICT

SCHEDULE OF PROJECT EXPENDITURES CAPITAL PROJECTS FUND FOR THE YEAR ENDED JUNE 30, 2020

PROJECT TITLE	Expenditures					Total
	Original Budget	Revised Budget	Prior Years	Current Year	Transfer to General Fund	
2019 - 2020 Buses	\$ 1,473,449	\$ 1,426,691	\$	\$ 1,426,691	\$	\$ 1,426,691
East Hill Elementary Construction - 0002-010	108,000	108,000		26,481		26,481
Split Rock Elementary Construction - 0005-007	430,000	430,000		307,608		307,608
High School Reconstruction - 0007-011	626,000	626,000		218,031	31,178	249,209
Onondaga Road Elementary Construction - 0004-007	121,000	121,000		36,542		36,542
Camillus Middle School Reconstruction - 0012-008	127,000	127,000	71,901	33,791		105,692
Stonehedge Elementary Reconstruction - 0010-009	254,000	254,000	70,665	311,941		382,606
West Genesee Middle School Reconstruction - 0009-006	334,000	334,000	100,769	132,972		233,741
Buses BANs Payable						-
Capital Project BANs Payable						-
Total	\$ 3,473,449	\$ 3,426,691	\$ 243,335	\$ 2,494,057	\$ 31,178	\$ 2,768,570

Methods of Financing

Unexpended Balance	Proceeds of Obligations	State Aid	Local Sources	Total	Fund Balance (Deficit) June 30, 2020
\$ -	\$ 1,356,440	\$	\$ 70,251	\$ 1,426,691	\$ -
81,519	83,904			83,904	57,423
122,392	334,061			334,061	26,453
376,791	486,330			486,330	237,121
84,458	94,003			94,003	57,461
21,308	98,664			98,664	(7,028)
(128,606)	197,330			197,330	(185,276)
100,259	259,480			259,480	25,739
	(4,041,440)			(4,041,440)	(4,041,440)
	(2,000,000)			(2,000,000)	(2,000,000)
\$ 658,121	\$ (3,131,228)	\$ -	\$ 70,251	\$ (3,060,977)	\$ (5,829,547)

WEST GENESEE CENTRAL SCHOOL DISTRICT

SCHEDULE OF NET INVESTMENT IN CAPITAL ASSETS FOR THE YEAR ENDED JUNE 30, 2020

Capital Assets, Net	<u>\$ 66,609,917</u>
Add:	
Deferred Charges On Defeased Debt	<u>195,833</u>
Deduct:	
Bond Anticipation Notes	<u>(6,041,440)</u>
Premium On Bonds Payable	<u>(3,130,128)</u>
Short-Term Portion Of Capital Installment Purchase Debt	<u>(161,000)</u>
Long-Term Portion Of Capital Installment Purchase Debt	<u>(624,000)</u>
Short-Term Portion Of Bonds Payable	<u>(4,665,000)</u>
Long-Term Portion Of Bonds Payable	<u>(19,840,000)</u>
Unspent Bond Proceeds	<u>404,198</u>
Net Investment in Capital Assets	<u><u>\$ 32,748,380</u></u>



**INDEPENDENT AUDITORS' REPORT ON INTERNAL CONTROL OVER
FINANCIAL REPORTING AND ON COMPLIANCE AND OTHER MATTERS
BASED ON AN AUDIT OF FINANCIAL STATEMENTS PERFORMED IN
ACCORDANCE WITH *GOVERNMENT AUDITING STANDARDS***

Board of Education
West Genesee Central School District
Camillus, New York

We have audited, in accordance with the auditing standards generally accepted in the United States of America and the standards applicable to financial audits contained in Government Auditing Standards issued by the Comptroller General of the United States, the financial statements of the governmental activities, each major fund, and the aggregate remaining fund information of the West Genesee Central School District (the School District), as of and for the year ended June 30, 2020, and the related notes to the financial statements, which collectively comprise the School District's basic financial statements, and have issued our report thereon dated September 24, 2020.

Internal Control Over Financial Reporting

In planning and performing our audit of the financial statements, we considered the School District's internal control over financial reporting (internal control) to determine the audit procedures that are appropriate in the circumstances for the purpose of expressing our opinions on the financial statements, but not for the purpose of expressing an opinion on the effectiveness of the School District's internal control. Accordingly, we do not express an opinion on the effectiveness of the School District's internal control.

A deficiency in internal control exists when the design or operation of a control does not allow management or employees, in the normal course of performing their assigned functions, to prevent, or detect and correct, misstatements on a timely basis. A material weakness is a deficiency, or a combination of deficiencies, in internal control, such that there is a reasonable possibility that a material misstatement of the entity's financial statements will not be prevented or detected and corrected, on a timely basis. A significant deficiency is a deficiency, or a combination of deficiencies, in internal control that is less severe than a material weakness, yet important enough to merit attention by those charged with governance.

Our consideration of internal control was for the limited purpose described in the first paragraph of this section and was not designed to identify all deficiencies in internal control that might be material weaknesses or significant deficiencies. Given these limitations, during our audit we did not identify any deficiencies in internal control that we consider to be material weaknesses. However, material weaknesses may exist that have not been identified.

Compliance and Other Matters

As part of obtaining reasonable assurance about whether the School District’s financial statements are free from material misstatement, we performed tests of its compliance with certain provisions of laws, regulations, contracts, and grant agreements, noncompliance with which could have a direct and material effect on the determination of financial statement amounts. However, providing an opinion on compliance with those provisions was not an objective of our audit, and accordingly, we do not express such an opinion. The results of our tests disclosed no instances of noncompliance or other matters that are required to be reported under *Government Auditing Standards*.

Purpose of This Report

The purpose of this report is solely to describe the scope of our testing of internal control and compliance and the results of that testing, and not to provide an opinion on the effectiveness of the School District’s internal control or on compliance. This report is an integral part of an audit performed in accordance with *Government Auditing Standards* in considering the School District’s internal control and compliance. Accordingly, this communication is not suitable for any other purpose.

Respectfully submitted,

A handwritten signature in black ink that reads "Insero & Co. CPAs, LLP". The signature is written in a cursive, slightly slanted style.

Insero & Co. CPAs, LLP
Certified Public Accountants

Ithaca, New York
September 24, 2020

**INDEPENDENT AUDITORS' REPORT ON COMPLIANCE FOR EACH MAJOR
FEDERAL PROGRAM AND REPORT ON INTERNAL CONTROL OVER
COMPLIANCE REQUIRED BY UNIFORM GUIDANCE**

Board of Education
West Genesee Central School District
Camillus, New York

Report on Compliance for Each Major Federal Program

We have audited West Genesee Central School District's (the School District) compliance with the types of compliance requirements described in the *OMB Compliance Supplement* that could have a direct and material effect on each of the School District's major federal programs for the year ended June 30, 2020. The School District's major federal programs are identified in the summary of auditors' results section of the accompanying Schedule of Findings and Questioned Costs.

Management's Responsibility

Management is responsible for compliance with the requirements of laws, regulations, contracts, and grants applicable to its federal programs.

Auditors' Responsibility

Our responsibility is to express an opinion on compliance for each of the School District's major federal programs based on our audit of the types of compliance requirements referred to above. We conducted our audit of compliance in accordance with auditing standards generally accepted in the United States of America; the standards applicable to financial audits contained in *Government Auditing Standards*, issued by the Comptroller General of the United States; and the audit requirements of Title 2 U.S. *Code of Federal Regulations* Part 200, *Uniform Administrative Requirements, Cost Principles, and Audit Requirements for Federal Awards* (Uniform Guidance). Those standards and Uniform Guidance require that we plan and perform the audit to obtain reasonable assurance about whether noncompliance with the types of compliance requirements referred to above that could have a direct and material effect on a major federal program occurred. An audit includes examining, on a test basis, evidence about the School District's compliance with those requirements and performing such other procedures as we considered necessary in the circumstances.

We believe that our audit provides a reasonable basis for our opinion on compliance for each major federal program. However, our audit does not provide a legal determination of the School District's compliance.

Opinion on Each Major Federal Program

In our opinion, the School District, complied, in all material respects, with the compliance requirements referred to above that could have a direct and material effect on each of its major federal programs for the year ended June 30, 2020.

Report on Internal Control Over Compliance

Management of the School District is responsible for establishing and maintaining effective internal control over compliance with the types of compliance requirements referred to above. In planning and performing our audit of compliance, we considered the School District's internal control over compliance with the types of requirements that could have a direct and material effect on each major federal program to determine the auditing procedures that are appropriate in the circumstances for the purpose of expressing an opinion on compliance for each major federal program and to test and report on internal control over compliance in accordance with the Uniform Guidance, but not for the purpose of expressing an opinion on the effectiveness of internal control over compliance. Accordingly, we do not express an opinion on the effectiveness of the School District's internal control over compliance.

A deficiency in internal control over compliance exists when the design or operation of a control over compliance does not allow management or employees, in the normal course of performing their assigned functions, to prevent, or detect and correct, noncompliance with a type of compliance requirement of a federal program on a timely basis. A material weakness in internal control over compliance is a deficiency, or combination of deficiencies, in internal control over compliance, such that there is a reasonable possibility that material noncompliance with a type of compliance requirement of a federal program will not be prevented, or detected and corrected, on a timely basis. A significant deficiency in internal control over compliance is a deficiency, or a combination of deficiencies, in internal control over compliance with a type of compliance requirement of a federal program that is less severe than a material weakness in internal control over compliance, yet important enough to merit attention by those charged with governance.

Our consideration of internal control over compliance was for the limited purpose described in the first paragraph of this section and was not designed to identify all deficiencies in internal control over compliance that might be material weaknesses or significant deficiencies. We did not identify any deficiencies in internal control over compliance that we consider to be material weaknesses. However, material weaknesses may exist that have not been identified.

The purpose of this report on internal control over compliance is solely to describe the scope of our testing of internal control over compliance and the results of that testing based on the requirements of Uniform Guidance. Accordingly, this report is not suitable for any other purpose.

Respectfully submitted,



Insero & Co. CPAs, LLP
Certified Public Accountants

Ithaca, New York
September 24, 2020

WEST GENESEE CENTRAL SCHOOL DISTRICT

SCHEDULE OF EXPENDITURES OF FEDERAL AWARDS FOR THE YEAR ENDED JUNE 30, 2020

Federal Grantor/Pass - Through Grantor Program Title	Federal CFDA #	Pass - Through Grantor #	Pass - Through to Subrecipients	Expenditures
U.S. Department of Education				
Passed Through NYS Department of Education				
Title I Grants to Local Educational Agencies	84.01	0021202085	\$	\$ 398,098
Title I Grants to Local Education Agencies	84.013	0016202085		8,846
Special Education Cluster:				
Special Education - Grants to States	84.027	0032200638		1,008,051
Special Education - Preschool Grants	84.173	0032200638		37,586
Total Special Education Cluster				1,045,637
Improving Teacher Quality State Grants	84.367	0147202085		104,718
Title IV Student Support and Enrichment Program	84.424A	0204200638		6,072
Total U.S. Department of Education			-	1,563,371
U.S. Department of Agriculture				
Passed Through NYS Department of Education				
Child Nutrition Cluster:				
School Breakfast Program	10.553	(1)		108,497
COVID-19-School Breakfast Program	10.553	(1)		106,453
National School Lunch Program	10.555	(1)		636,713
COVID-19-National School Lunch Program	10.555	(1)		190,363
Total Child Nutrition Cluster				1,042,026
Child Nutrition Equipment Assistance Grants	10.579	0005190072		17,080
Total U.S. Department of Agriculture				1,059,106
Total Expenditures of Federal Awards			\$ -	\$ 2,622,477

See Notes to Schedule of Expenditures of Federal Awards

WEST GENESEE CENTRAL SCHOOL DISTRICT

NOTES TO SCHEDULE OF EXPENDITURES OF FEDERAL AWARDS JUNE 30, 2020

Note 1 **Basis of Presentation**

The accompanying Schedule of Expenditures of Federal Awards presents the activity of all federal awards programs administered by the School District, an entity as defined in Note 1 to the School District's basic financial statements. Federal awards received directly from Federal agencies, as well as Federal awards passed through from other government agencies, are included on the Schedule of Expenditures of Federal Awards.

Note 2 **Basis of Accounting**

The basis of accounting varies by federal program consistent with the underlying regulations pertaining to each program. The information is presented in accordance with the requirements of Title 2 U.S. *Code of Federal Regulations* (CFR) Part 200, *Uniform Administrative Requirements, Cost Principles and Audit Requirements for Federal Awards* (Uniform Guidance). Therefore, some amounts presented in this schedule may differ from amounts presented in or used in preparation of the financial statements.

Note 3 **Indirect Costs**

Indirect costs are included in the reported expenditures to the extent they are included in the Federal financial reports used as the source for the data presented. The School District has elected not to use the 10% de minimis indirect cost rate allowed under Uniform Guidance.

Note 4 **Matching Costs**

Matching costs, such as the School District's share of certain program costs, are not included in the reported expenditures.

Note 5 **Non-Monetary Federal Program**

The School District is the recipient of a Federal award program that does not result in cash receipts or disbursements, termed a "non-monetary program." During the year ended June 30, 2020, the School District received \$111,486 of commodities under the National School Lunch Program (CFDA #10.555).

Note 6 **Subrecipients**

No amounts were provided to subrecipients.

Note 7 **Other Disclosures**

No insurance is carried specifically to cover equipment purchased with federal funds. Any equipment purchased with federal funds has only a nominal value and is covered by the School District's casualty insurance policies.

There were no loans or loan guarantees outstanding at year end.

WEST GENESEE CENTRAL SCHOOL DISTRICT

SCHEDULE OF FINDINGS AND QUESTIONED COSTS FOR THE YEAR ENDED JUNE 30, 2020

Section I Summary of Auditors' Result

Financial Statements

Type of auditors' report issued Unmodified

Internal control over financial reporting

Material weakness(es) identified? yes no

Significant deficiency(ies) identified that are not considered to be material weakness(es)? yes none reported

Noncompliance material to financial statements noted? yes no

Federal Awards

Internal control over major programs

Material weakness(es) identified? yes no

Significant deficiency(ies) identified that are not considered to be material weakness(es)? yes none reported

Type of auditors' report issued on compliance for major programs Unmodified

Any audit findings disclosed that are required to be reported in accordance with 2 CFR 200.516(a)? yes no

Identification of major programs:

<u>CFDA Numbers</u>	<u>Name of Federal Program or Cluster</u>
<u>10.555, 10.553</u>	<u>Child Nutrition Cluster</u>

Dollar threshold used to distinguish between Type A and Type B Programs \$ 750,000

Auditee qualified as low-risk? yes no

Section II Financial Statement Findings None

Section III Federal Award Findings and Questioned Costs None